

# *Hays Consolidated Independent School District*

## Division of Financial Services

21003 Interstate 35 Frontage Road

Kyle, Texas 78640

Ph: (512) 268-2141

Fx: (512) 268-2147



Date: January 27, 2020

### Monthly Financial Highlights

- The monthly Financial Reports represent financial data through December 31, 2019.
- The cash and investment balances of all funds at month end totals \$141,324,171.27. The General Fund makes up the largest portion of the total with \$84,554,898.61 or roughly 59.83%.
- Through the end of the month (6/12 or 50.00% of the budget year):
  - The General Fund has collected \$96,788,199.76 (51.37% of its budgeted revenue) and has spent \$88,514,006.96 (46.19% of its budgeted expenditures).
  - The Child Nutrition fund has collected \$4,199,978.89 (45.76% of its budgeted revenue) and has spent \$4,027,197.52 (43.88% of its budgeted expenditures).
    - Meals served during the month of December 2019 increased compared to December 2018 by 20.49% for total breakfasts and increased 3.82% for total lunches.
    - The operating days in December 2019 (15 days) were the same when compared to December 2018 (15 days). When converting the meals to those served during an operating day, daily meals increased 20.53% for total breakfasts and increased 3.82% for total lunches.
    - The number of children approved for Free Meals in December 2019 decreased by 294 (3%) from the prior year. The number of children approved for Reduced Meals in December 2019 increased by 6 (0.36%) from the prior year. Overall Free/Reduced meal applications decreased by 288 (3%) over the same month for the prior year. The reduction in meal applications is due to the District participating in the Community Eligibility Program (CEP) at five campuses.
  - The Debt Service fund collected \$23,814,489.19 (57.59% of its budgeted revenue) and spent \$20,160,956.63 (48.75%) of its budgeted expenditures). Debt service payments are made two times a year, February 15<sup>th</sup> and August 15<sup>th</sup>.
  - The Capital Project funds have expended \$10,332,994.89 in the current fiscal year through the month of December 2019 and collected \$434,391.42 in interest revenue.
- Special Revenue funds consist of Federal, State, and local grants received by the District. Some of these grants such as Title I and IDEA are non-competitive federal grants which the District receives based on certain types of student population reported through PEIMS. Other local grants are “competitive grants” and are awarded based on demonstrated needs. This group of funds also includes the Textbook (IMA) fund. Total revenue collected is \$6,574,873.08 and total expenditures spent is \$7,142,968.63.

# *Hays Consolidated Independent School District*

## Division of Financial Services

21003 Interstate 35 Frontage Road

Kyle, Texas 78640

Ph: (512) 268-2141

Fx: (512) 268-2147



- Current Tax collections for the month of December 2019 totaled \$48,575,795.53 representing 58.57% of the levy collected during the month. Approximately 62.52% of the total levy has been collected through the end of December 2019. In comparison, 66.18% of the total levy was collected through the end of December 2018. The difference is due to tax statements prepared and released at the beginning of October 2018 and the end of October 2019.

If you should have any questions regarding these financials please contact me.

*Randall Rau*, CPA

Chief Financial Officer

Hays Consolidated Independent School District

# **Hays Consolidated Independent School District**

## **Financial Reports**



**December 31, 2019**

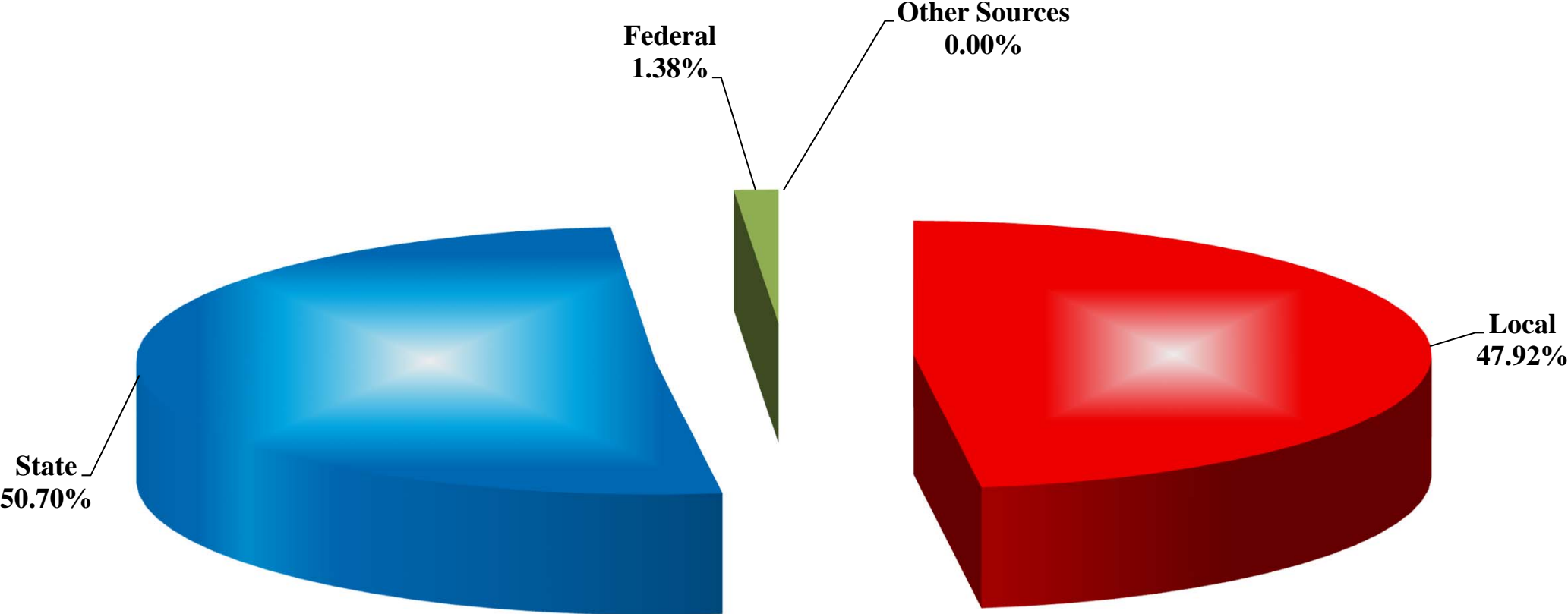
**Hays Consolidated Independent School District**  
**Combined Balance Sheet**  
**for the Month Ending December 31, 2019**  
**(Un-Audited)**

	<b><u>General</u></b> <b><u>Fund</u></b>	<b><u>Child Nutrition</u></b> <b><u>Fund</u></b>	<b><u>Debt Service</u></b> <b><u>Fund</u></b>	<b><u>Capital</u></b> <b><u>Projects Funds</u></b>	<b><u>Special Revenue</u></b> <b><u>Funds</u></b>	<b><u>Total</u></b>
<b>Assets:</b>						
Cash and Cash Equivalents	\$ 2,117,574.82	\$ 55,298.33	\$ 959,770.27	\$ 1,161,855.29	\$ 1,570,364.61	\$ 5,864,863.32
Current Investments	82,437,323.79	2,561,587.09	25,595,402.27	24,864,994.80	-	135,459,307.95
<b>Total Cash and Investments</b>	<b>\$ 84,554,898.61</b>	<b>\$ 2,616,885.42</b>	<b>\$ 26,555,172.54</b>	<b>\$ 26,026,850.09</b>	<b>\$ 1,570,364.61</b>	<b>\$ 141,324,171.27</b>
Property Taxes - Delinquent	2,293,425.67	-	1,016,654.69	-	-	3,310,080.36
Allowance for Uncollectible Taxes	(626,152.00)	-	(239,922.00)	-	-	(866,074.00)
Due from State Agencies	724,352.19	573,749.93	-	-	558,315.34	1,856,417.46
Due from other Governments	-	-	23,431.13	-	56,294.01	79,725.14
Accrued Interest	-	-	-	15,774.55	-	15,774.55
Due from Other Funds	5,241,910.64	1,202,288.99	204,191.65	76,484.47	393,221.83	7,118,097.58
Other Receivables	607,819.45	54,969.04	4,617.00	-	1,358.02	668,763.51
<b>Total Receivables</b>	<b>\$ 8,241,355.95</b>	<b>\$ 1,831,007.96</b>	<b>\$ 1,008,972.47</b>	<b>\$ 92,259.02</b>	<b>\$ 1,009,189.20</b>	<b>\$ 12,182,784.60</b>
Inventories	-	-	-	-	-	-
Prepaid Items	4,661,290.47	500.00	-	-	-	4,661,790.47
<b>Other Current Assets</b>	<b>\$ 4,661,290.47</b>	<b>\$ 500.00</b>	<b>\$ -</b>	<b>\$ -</b>	<b>\$ -</b>	<b>\$ 4,661,790.47</b>
<b>Total Current Assets</b>	<b>\$ 97,457,545.03</b>	<b>\$ 4,448,393.38</b>	<b>\$ 27,564,145.01</b>	<b>\$ 26,119,109.11</b>	<b>\$ 2,579,553.81</b>	<b>\$ 158,168,746.34</b>
<b>Liabilities and Fund Balance:</b>						
<b>Current Liabilities</b>						
Accounts Payable	\$ 245,819.34	\$ -	\$ -	\$ -	\$ (2,041.73)	\$ 243,777.61
Other Liabilities	505.10	-	-	-	-	505.10
Payroll Deductions and Withholdings	2,440,382.80	-	-	-	-	2,440,382.80
Accrued Wages Payable	13,545,417.93	415,343.06	-	-	-	13,960,760.99
Due to Other Funds	4,328,201.53	410,356.81	-	-	2,868,428.22	7,606,986.56
Due to Student Groups	7,939.28	-	-	-	-	7,939.28
Due to State Agencies	-	-	-	-	-	-
Due to other Governments	3,277.00	-	-	-	-	3,277.00
Accrued Expenses	-	-	-	-	-	-
Deferred Revenues	3,267,444.97	139,002.63	560,700.26	-	281,262.87	4,248,410.73
Deferred Inflows	1,215,411.00	-	-	-	-	1,215,411.00
<b>Total Liabilities</b>	<b>\$ 25,054,398.95</b>	<b>\$ 964,702.50</b>	<b>\$ 560,700.26</b>	<b>\$ -</b>	<b>\$ 3,147,649.36</b>	<b>\$ 29,727,451.07</b>
<b>Fund Balance/Equity</b>						
Reserved/Designated Fund Balance	-	3,310,909.51	23,349,912.19	36,017,712.58	-	62,678,534.28
Reserved for Current Year	-	-	-	-	-	-
Expenditures/Expenses	8,274,192.80	172,781.37	\$ 3,653,532.56	(9,898,603.47)	(568,095.55)	1,633,807.71
Unreserved Fund Balance/Fund Equity	<b>\$ 64,128,953.28</b>	<b>-</b>	<b>-</b>	<b>-</b>	<b>-</b>	<b>64,128,953.28</b>
<b>Total Fund Balance/Equity</b>	<b>\$ 72,403,146.08</b>	<b>\$ 3,483,690.88</b>	<b>\$ 27,003,444.75</b>	<b>\$ 26,119,109.11</b>	<b>\$ (568,095.55)</b>	<b>\$ 128,441,295.27</b>
<b>Total Liabilities and Fund Equity</b>	<b>\$ 97,457,545.03</b>	<b>\$ 4,448,393.38</b>	<b>\$ 27,564,145.01</b>	<b>\$ 26,119,109.11</b>	<b>\$ 2,579,553.81</b>	<b>\$ 158,168,746.34</b>

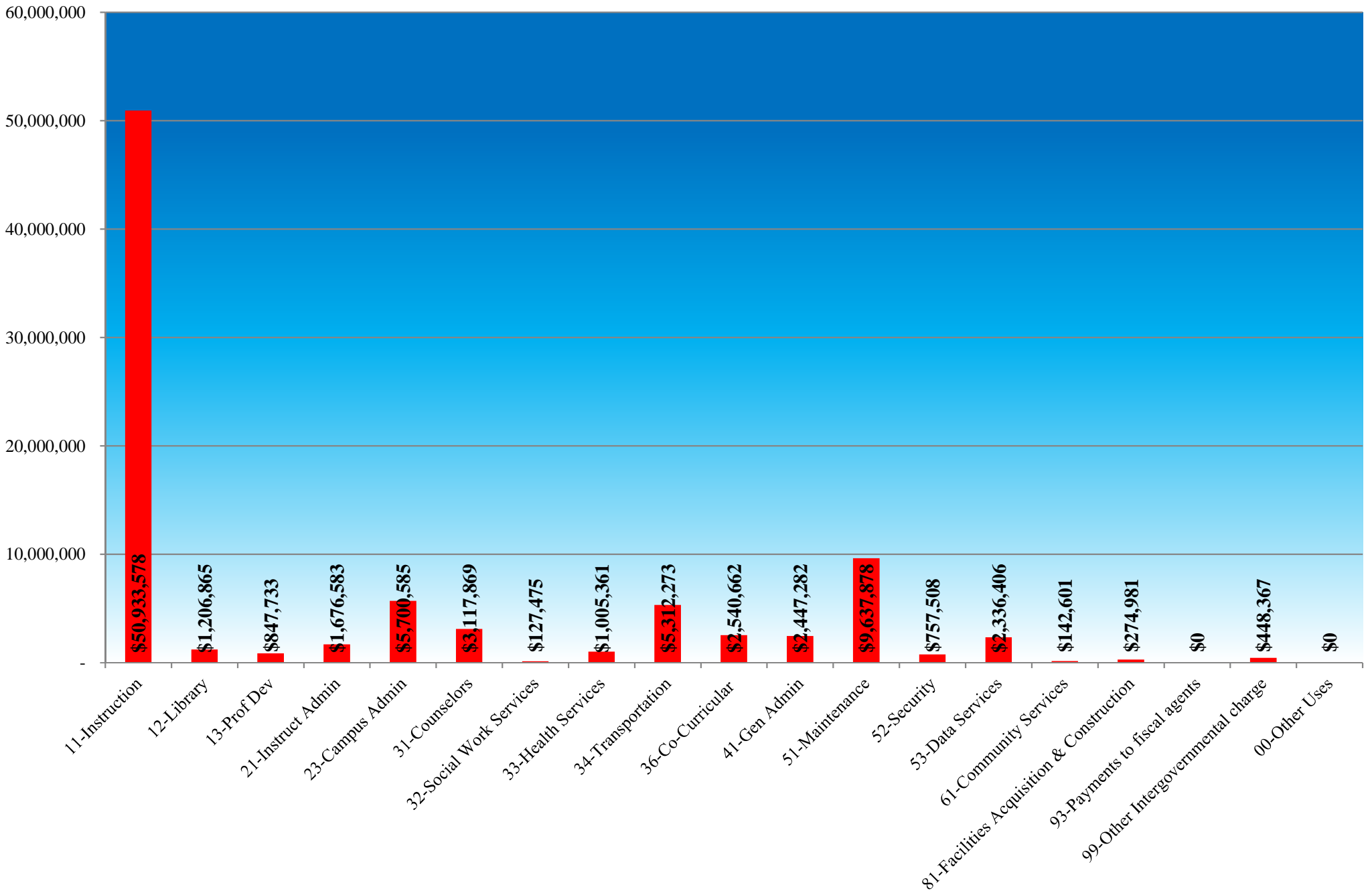
**Hays Consolidated Independent School District**  
**Statement of Revenues, Expenditures, and Changes in Fund Balance - General Fund**  
**for the Month Ending December 31, 2019**  
**(Un-Audited)**

	<u>Original</u> <u>Budget</u>	<u>Official</u> <u>Budget</u>	<u>Current Year</u> <u>Actual Revenues/</u> <u>Expenditures</u>	<u>Unrealized/</u> <u>Unexpended</u> <u>Budget</u>	<u>Percentage</u> <u>Y-T-D</u>
<b>Revenues:</b>					
Local	\$ 82,959,790	\$ 84,623,962	\$ 46,385,263.40	(38,238,698.60)	54.81%
State	98,872,597	101,353,519	49,068,905.41	(52,284,613.59)	48.41%
Federal	1,700,000	2,441,075	1,334,030.95	(1,107,044.05)	54.65%
Other Sources	-	-	-	-	NA
<b>Total Revenues</b>	<b>\$ 183,532,387</b>	<b>\$ 188,418,556</b>	<b>\$ 96,788,199.76</b>	<b>\$ (91,630,356.24)</b>	<b>51.37%</b>
<b>Expenditures and Other Uses:</b>					
11-Instruction	107,871,505	112,211,558	50,933,578.45	61,277,979.55	45.39%
12-Library	2,503,505	2,503,505	1,206,864.78	1,296,640.22	48.21%
13-Prof Dev	2,441,939	2,494,386	847,733.15	1,646,652.85	33.99%
21-Instruct Admin	3,415,539	3,425,089	1,676,583.36	1,748,505.64	48.95%
23-Campus Admin	11,828,011	11,688,782	5,700,584.88	5,988,197.12	48.77%
31-Counselors	6,294,196	6,493,862	3,117,869.49	3,375,992.51	48.01%
32-Social Work Services	391,084	391,084	127,474.69	263,609.31	32.60%
33-Health Services	2,019,336	2,019,900	1,005,360.77	1,014,539.23	49.77%
34-Transportation	11,084,084	11,152,355	5,312,272.59	5,840,082.41	47.63%
36-Co-Curricular	4,328,983	4,853,131	2,540,661.77	2,312,469.23	52.35%
41-Gen Admin	4,976,266	4,739,976	2,447,281.96	2,292,694.04	51.63%
51-Maintenance	18,923,478	19,742,944	9,637,878.21	10,105,065.79	48.82%
52-Security	3,318,546	3,326,892	757,508.13	2,569,383.87	22.77%
53-Data Services	4,452,941	4,696,882	2,336,405.79	2,360,476.21	49.74%
61-Community Services	296,238	300,683	142,601.25	158,081.75	47.43%
81-Facilities Acquisition & Construction	-	273,585	274,981.10	(1,396.10)	100.51%
93-Payments to fiscal agents	482,909	482,909	-	482,909.00	0.00%
99-Other Intergovernmental charge	812,000	812,000	448,366.59	363,633.41	55.22%
00-Other Uses	-	-	-	-	NA
<b>Total Expenditures and Other Uses</b>	<b>\$ 185,440,560</b>	<b>\$ 191,609,523</b>	<b>\$ 88,514,006.96</b>	<b>\$ 103,095,516.04</b>	<b>46.19%</b>
<b>Excess of Revenues and Other Resources Over (Under) Expenditures and Other Uses</b>	<b>\$ (1,908,173)</b>	<b>\$ (3,190,967)</b>	<b>\$ 8,274,192.80</b>		
<b>Fund Balance July 1, 2019 - <u>(Audited)</u></b>	<b>\$ 64,128,953.28</b>	<b>\$ 64,128,953.28</b>	<b>\$ 64,128,953.28</b>		
<b>Fund Balance Ending - Monthly Reporting Period</b>	<b>\$ 62,220,780.28</b>	<b>\$ 60,937,986.28</b>	<b>\$ 72,403,146.08</b>	<b>\$ 11,465,159.80</b>	

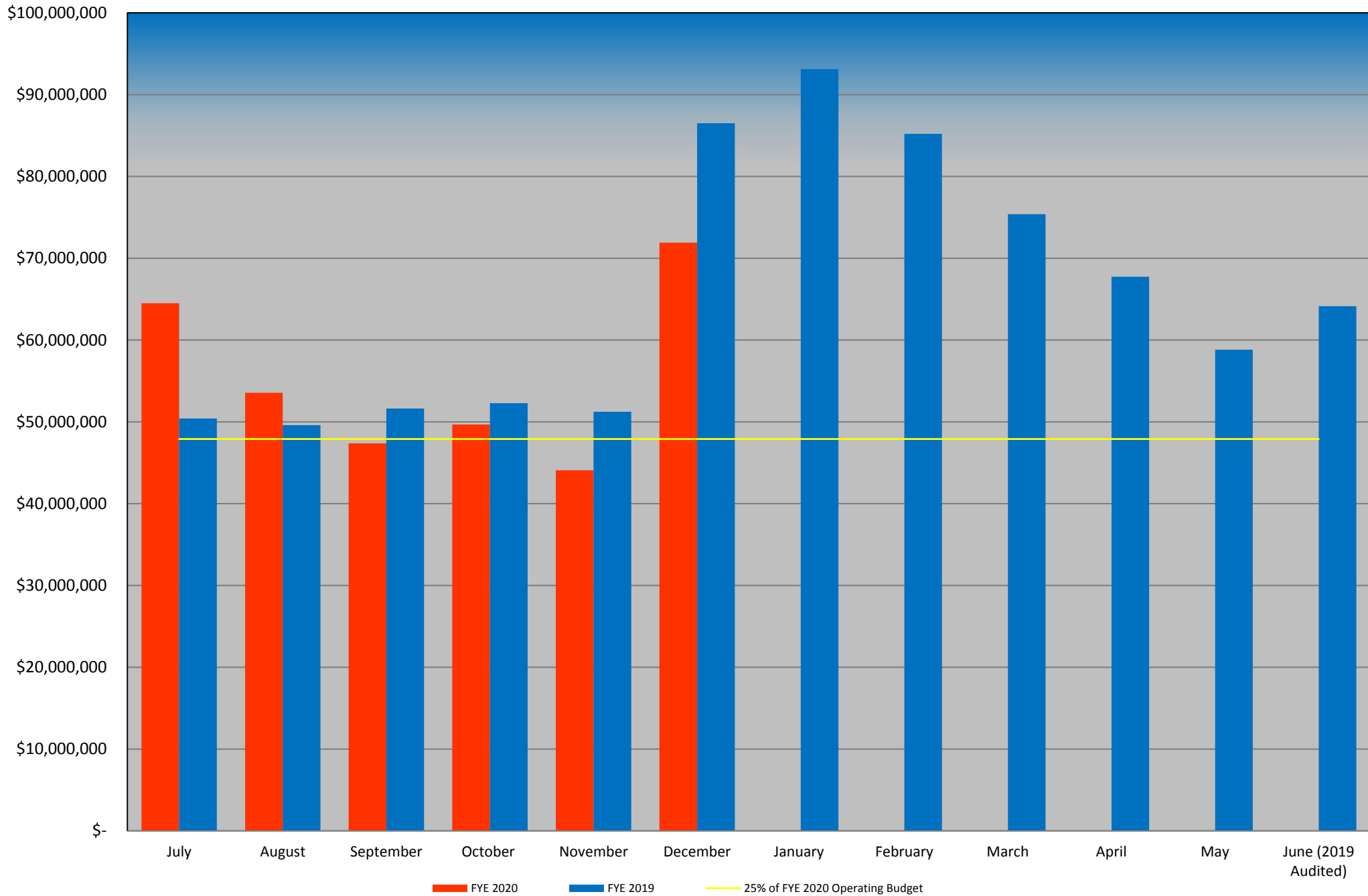
# General Fund Revenues Collected to Date



# General Fund Expenditures to Date



# General Fund Balance by Reporting Month





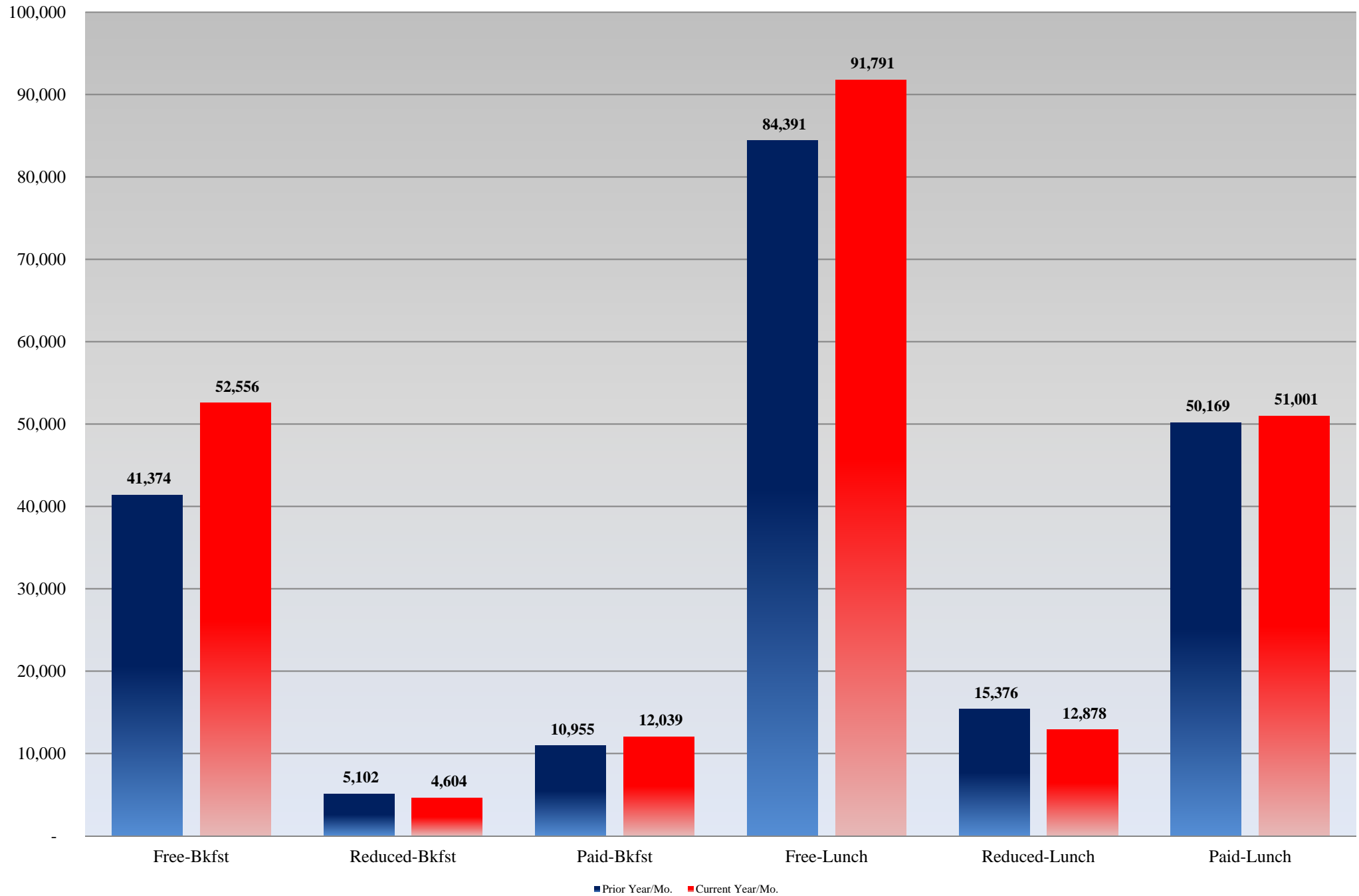
**Hays Consolidated Independent School District**  
**Statement of Revenues, Expenditures, and Changes in Fund Balance - Child Nutrition Fund**  
**for the Month Ending December 31, 2019**  
**(Un-Audited)**

	<u>Original</u> <u>Budget</u>	<u>Official</u> <u>Budget</u>	<u>Current Year</u> <u>Actual Revenues/</u> <u>Expenditures</u>	<u>Unrealized/</u> <u>Unexpended</u> <u>Budget</u>	<u>Percentage</u> <u>Y-T-D</u>
<b>Revenues and Other Resources:</b>					
Local	\$ 3,482,786	\$ 3,482,786	\$ 1,647,046.81	\$ (1,835,739.19)	47.29%
State	45,093	45,093	-	(45,093.00)	0.00%
Federal	5,649,855	5,649,855	2,552,932.08	(3,096,922.92)	45.19%
Other sources	-	-	-	-	NA
<b>Total Revenues and Other Resources</b>	<b>\$ 9,177,734</b>	<b>\$ 9,177,734</b>	<b>\$ 4,199,978.89</b>	<b>\$ (4,977,755.11)</b>	<b>45.76%</b>
<b>Expenditures and Other Uses:</b>					
35-6100 Payroll	4,321,710	4,321,710	1,872,053.55	2,449,656.45	43.32%
35-6200 Professional and Contracted Services	398,036	398,036	380,383.04	17,652.96	95.56%
35-6341 Food Supplies	3,446,115	3,446,115	1,590,819.53	1,855,295.47	46.16%
35-6342 Non-Food Supplies	32,000	62,000	123,742.26	(61,742.26)	199.58%
35-6344 USDA Commodities	415,477	415,477	-	415,477.00	0.00%
35-6349 Miscellaneous Supplies	55,000	55,000	9,218.38	45,781.62	16.76%
35-6300 Supplies & Materials	317,700	317,700	43,047.51	274,652.49	13.55%
35-6400 Food Service Other Operating Expenses	191,696	161,696	7,933.25	153,762.75	4.91%
35-6600 Food Service Capital Expenses	-	-	-	-	NA
<b>Total Expenditures</b>	<b>\$ 9,177,734</b>	<b>\$ 9,177,734</b>	<b>\$ 4,027,197.52</b>	<b>\$ 5,150,536.48</b>	<b>43.88%</b>
<b>Excess of Revenues and Other Resources</b> <b>Over (Under) Expenditures and Other Uses</b>	<b>\$ -</b>	<b>\$ -</b>	<b>\$ 172,781.37</b>		
<b>Fund Balance July 1, 2019 - (Audited)</b>	<b>3,310,909.51</b>	<b>3,310,909.51</b>	<b>3,310,909.51</b>		
<b>Fund Balance Ending - Monthly Reporting Period</b>	<b>\$ 3,310,909.51</b>	<b>\$ 3,310,909.51</b>	<b>\$ 3,483,690.88</b>	<b>\$ 172,781.37</b>	

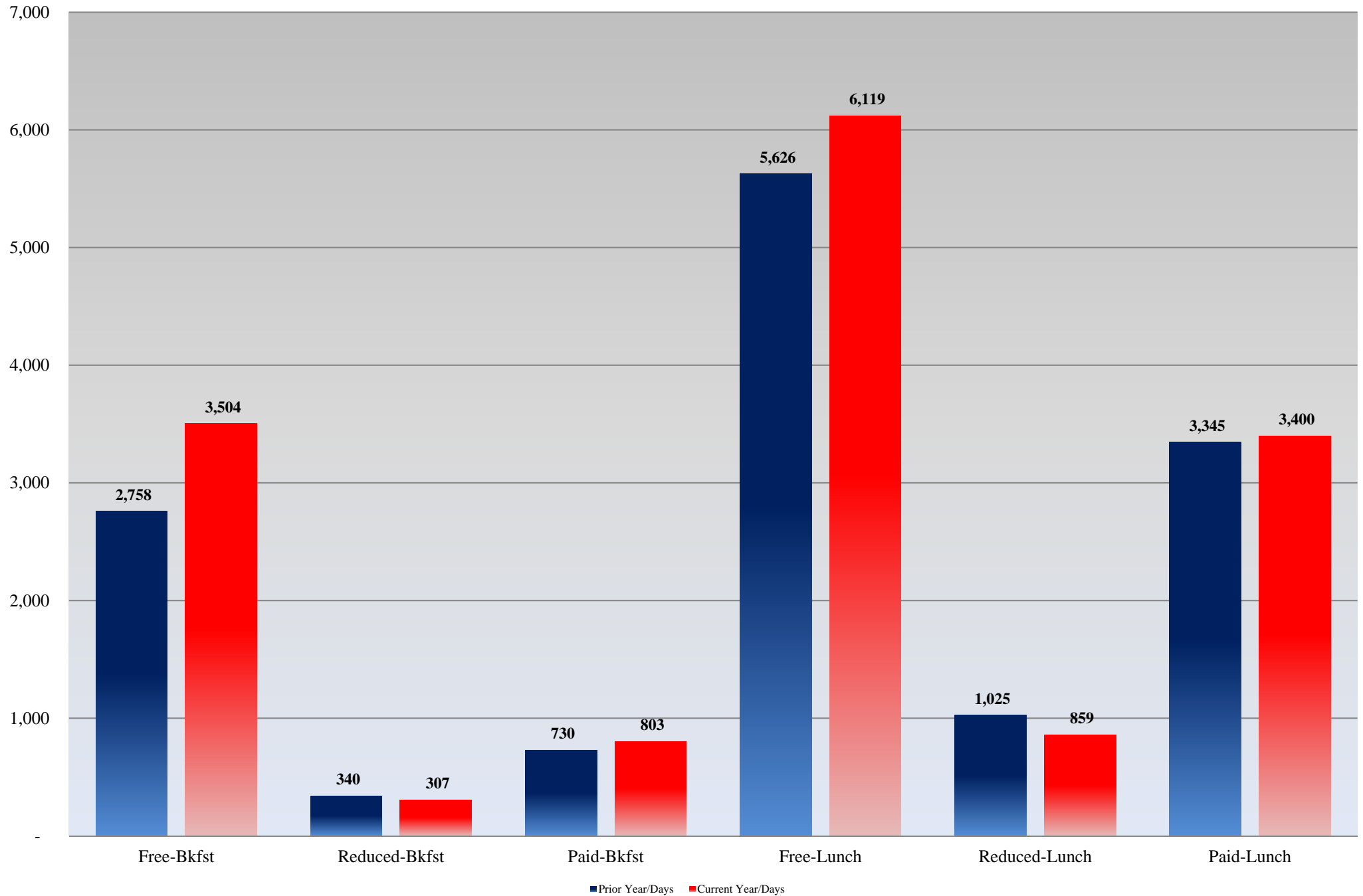
	<u>Prior Year/Mo.</u>	<u>Current Year/Mo.</u>	<u>Increase/(Decrease)</u>	<u>% Change</u>	<u>Current</u>		<u>Increase /</u> <u>(Decrease)</u>	<u>%</u> <u>Change</u>
					<u>Prior Year/Days</u>	<u>Year/Days</u>		
<b>School Breakfast Program Meals Served: (Days)</b>					<b>15.00</b>	<b>15.00</b>		
Free-Bkfst	41,374	52,556	11,182	27.03%	2,758	3,504	746	27.05%
Reduced-Bkfst	5,102	4,604	(498)	-9.76%	340	307	(33)	-9.71%
Paid-Bkfst	10,955	12,039	1,084	9.90%	730	803	73	10.00%
<b>Total</b>	<b>57,431</b>	<b>69,199</b>	<b>11,768</b>	<b>20.49%</b>	<b>3,828</b>	<b>4,614</b>	<b>786</b>	<b>20.53%</b>
<b>School Lunch Program Meals Served:</b>								
Free-Lunch	84,391	91,791	7,400	8.77%	5,626	6,119	493	8.76%
Reduced-Lunch	15,376	12,878	(2,498)	-16.25%	1,025	859	(166)	-16.20%
Paid-Lunch	50,169	51,001	832	1.66%	3,345	3,400	55	1.64%
<b>Total</b>	<b>149,936</b>	<b>155,670</b>	<b>5,734</b>	<b>3.82%</b>	<b>9,996</b>	<b>10,378</b>	<b>382</b>	<b>3.82%</b>

	<u>Prior Year/Mo.</u>	<u>Current Year/Mo.</u>	<u>Increase/(Decrease)</u>	<u>% Change</u>
Number of Children approved for Free Meals	8,598	8,304	(294)	-3%
Number of Children approved for Reduced Meals	1,637	1,643	6	0%
<b>Total</b>	<b>10,235</b>	<b>9,947</b>	<b>(288)</b>	<b>-3%</b>

# Child Nutrition Meals Served Per Month Totals



# Child Nutrition Meals Served Per Day Totals



**Hays Consolidated Independent School District**  
**Statement of Revenues, Expenditures, and Changes in Fund Balance - Debt Service Fund**  
**for the Month Ending December 31, 2019**  
**(Un-Audited)**

	<u>Original</u> <u>Budget</u>	<u>Official</u> <u>Budget</u>	<u>Current Year</u> <u>Actual Revenues/</u> <u>Expenditures</u>	<u>Unrealized/</u> <u>Unexpended</u> <u>Budget</u>	<u>Percentage</u> <u>Y-T-D</u>
<b>Revenues:</b>					
<b>Local Revenue</b>					
Taxes, Current Year Levy	\$ 40,954,502	\$ 40,954,502	22,718,725.76	\$ (18,235,776.24)	55.47%
Taxes, Prior Year	250,000	250,000	12,632.02	(237,367.98)	5.05%
Penalties, Interest and Other Tax Revenues	150,000	150,000	31,481.41	(118,518.59)	20.99%
Earnings from Investments	-	-	93,336.00	93,336.00	NA
Miscellaneous Revenue	-	-	43,186.00	43,186.00	NA
<b>Local Revenue</b>	<b>\$ 41,354,502</b>	<b>\$ 41,354,502</b>	<b>\$ 22,899,361.19</b>	<b>\$ (18,455,140.81)</b>	<b>55.37%</b>
<b>State Revenue</b>					
Additional State Aid for Homestead Exemption	-	-	915,128.00	915,128.00	NA
<b>State Revenue</b>	<b>\$ -</b>	<b>\$ -</b>	<b>\$ 915,128.00</b>	<b>\$ 915,128</b>	<b>NA</b>
<b>Total Revenue</b>	<b>\$ 41,354,502.00</b>	<b>\$ 41,354,502.00</b>	<b>\$ 23,814,489.19</b>	<b>\$ (17,540,012.81)</b>	<b>57.59%</b>
<b>Expenditures:</b>					
71-6511 Bond Principal	21,822,149	21,822,149	10,269,631.25	11,552,517.75	47.06%
71-6521 Interest on Bonds	19,507,353	19,507,353	9,889,545.38	9,617,807.62	50.70%
71-6599 Other Debt Service Fees	25,000	25,000	1,780.00	23,220.00	7.12%
<b>Total Expenditures</b>	<b>\$ 41,354,502</b>	<b>\$ 41,354,502</b>	<b>\$ 20,160,956.63</b>	<b>\$ 21,193,545.37</b>	<b>48.75%</b>
<b>Excess of Revenues</b> <b>Over (Under) Expenditures</b>	<b>\$ -</b>	<b>\$ -</b>	<b>\$ 3,653,532.56</b>		
<b>Fund Balance July 1, 2019 - (Audited)</b>	<b>\$ 23,349,912.19</b>	<b>\$ 23,349,912.19</b>	<b>\$ 23,349,912.19</b>		
<b>Fund Balance Ending - Monthly Reporting Period</b>	<b>\$ 23,349,912.19</b>	<b>\$ 23,349,912.19</b>	<b>\$ 27,003,444.75</b>	<b>\$ 3,653,532.56</b>	

**Hays Consolidated Independent School District**  
**Statement of Revenues, Expenditures, and Changes in Fund Balance - Capital Project Funds**  
**for the Month Ending December 31, 2019**  
**(Un-Audited)**

	<u>2004</u> <u>Capital Projects</u> <u>Program</u>	<u>2006</u> <u>Capital Projects</u> <u>Program</u>	<u>2008</u> <u>Capital Projects</u> <u>Program</u>	<u>2014</u> <u>Capital Projects</u> <u>Program</u>	<u>2017</u> <u>Capital Projects</u> <u>Program</u>	<u>2019 - 2020</u> <u>Capital Projects</u> <u>Total Revenues/</u> <u>Expenses</u>
<b><i>Revenues and Other Resources:</i></b>						
Local	\$ 2,077.84	\$ 1,124.71	\$ 12,067.56	\$ 26,429.41	\$ 392,691.90	\$ 434,391.42
State	-	-	-	-	-	-
Other sources	-	-	-	-	-	-
<b>Total Revenues and Other Resources</b>	<b>\$ 2,077.84</b>	<b>\$ 1,124.71</b>	<b>\$ 12,067.56</b>	<b>\$ 26,429.41</b>	<b>\$ 392,691.90</b>	<b>\$ 434,391.42</b>
<b><i>Expenditures and Other Uses:</i></b>						
6100 Payroll	-	-	-	-	-	-
6200 Professional and Contracted Services	2,195.00	-	5,200.00	92,496.86	728,243.12	828,134.98
6300 Supplies and Materials	-	-	209,727.11	3,745.00	2,934,343.10	3,147,815.21
6400 Other Operating Expenses	-	-	-	10,783.97	-	10,783.97
6600 Capital Outlay	-	-	7,474.10	1,293,360.14	5,045,426.49	6,346,260.73
8000-Other Uses	-	-	-	-	-	-
<b>Total Expenditures</b>	<b>\$ 2,195.00</b>	<b>\$ -</b>	<b>\$ 222,401.21</b>	<b>\$ 1,400,385.97</b>	<b>\$ 8,708,012.71</b>	<b>\$ 10,332,994.89</b>
<b>Excess of Revenues and Other Resources</b>						
<b>Over (Under) Expenditures and Other Uses</b>	<b>\$ (117.16)</b>	<b>\$ 1,124.71</b>	<b>\$ (210,333.65)</b>	<b>\$ (1,373,956.56)</b>	<b>\$ (8,315,320.81)</b>	<b>\$ (9,898,603.47)</b>
<b>Fund Balance July 1, 2019 - <i>(Audited)</i></b>	<b>\$ 213,380.55</b>	<b>\$ 112,341.08</b>	<b>\$ 1,211,494.25</b>	<b>\$ 2,608,943.09</b>	<b>\$ 31,871,553.61</b>	<b>\$ 36,017,712.58</b>
<b>Fund Balance Ending - Monthly Reporting Period</b>	<b>\$ 213,263.39</b>	<b>\$ 113,465.79</b>	<b>\$ 1,001,160.60</b>	<b>\$ 1,234,986.53</b>	<b>\$ 23,556,232.80</b>	<b>\$ 26,119,109.11</b>

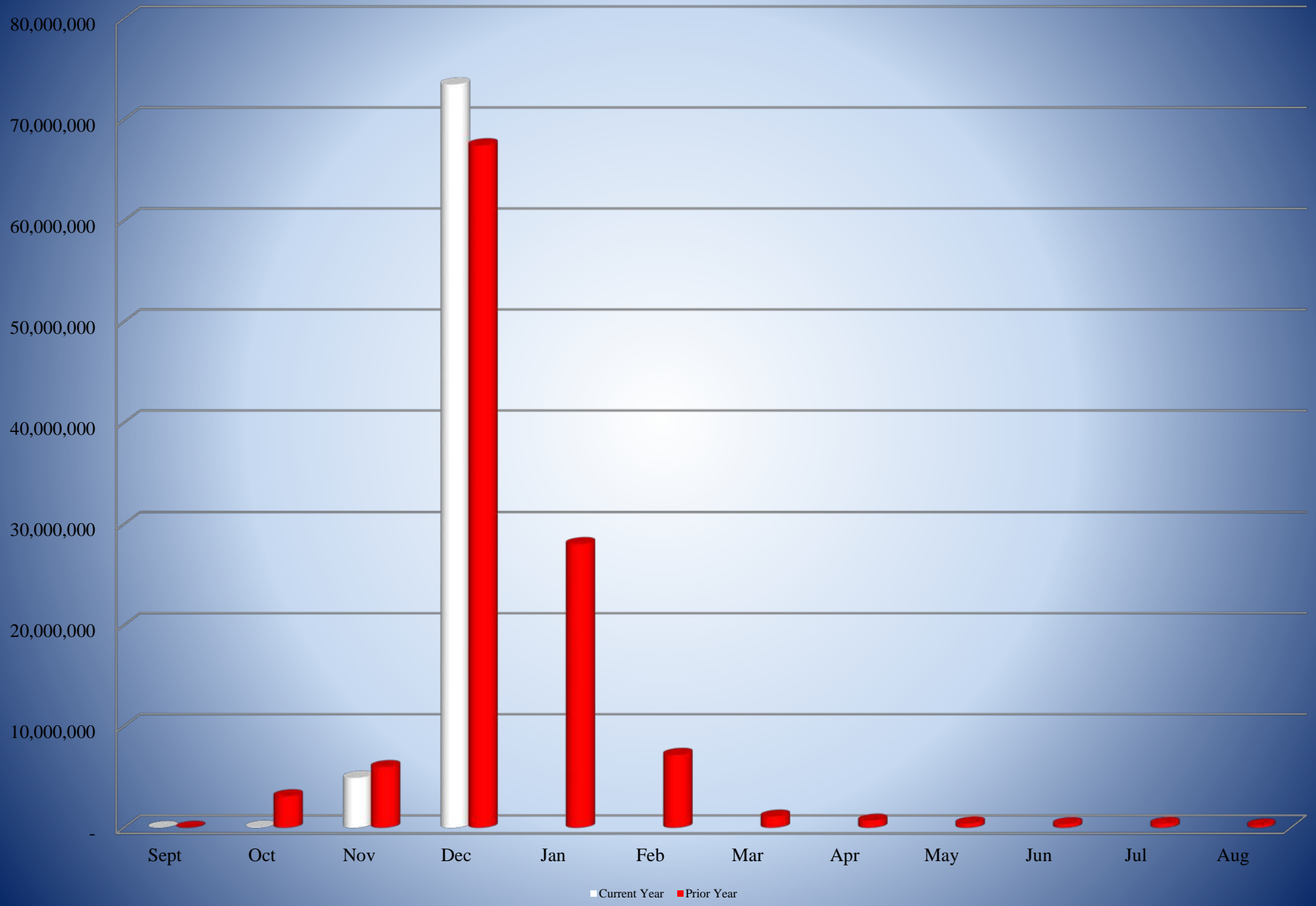
**Hays Consolidated Independent School District**  
**Statement of Revenues, Expenditures, and Changes in Fund Balance - Special Revenue Funds (Grants)**  
**for the Month Ending December 31, 2019**  
**(Un-Audited)**

	<u>Original</u> <u>Budget</u>	<u>Official</u> <u>Budget</u>	<u>Current Year</u> <u>Actual Revenues/</u> <u>Expenditures</u>	<u>Unrealized/</u> <u>Unexpended</u> <u>Budget</u>	<u>Percentage</u> <u>Y-T-D</u>
<b>Revenues:</b>					
Local	\$ -	\$ 92,371	\$ 80,553.35	\$ (11,817.65)	87.21%
State	-	4,594,487	3,746,716.58	(847,770.42)	81.55%
Federal	6,230,410	6,966,264	2,747,603.15	(4,218,660.85)	39.44%
<b>Total Revenues</b>	<b>\$ 6,230,410</b>	<b>\$ 11,653,122</b>	<b>\$ 6,574,873.08</b>	<b>\$ (5,078,248.92)</b>	<b>56.42%</b>
<b>Expenditures:</b>					
6100 Payroll	5,050,042	6,626,466	3,518,352.78	3,108,113.22	53.10%
6200 Professional and Contracted Services	464,200	719,399	332,001.63	387,397.37	46.15%
6300 Supplies and Materials	645,476	4,140,680	3,226,162.47	914,517.53	77.91%
6400 Other Operating Expenses	70,692	166,577	66,451.75	100,125.25	39.89%
6600 Capital Outlay	-	-	-	-	NA
<b>Total Expenditures</b>	<b>\$ 6,230,410</b>	<b>\$ 11,653,122</b>	<b>\$ 7,142,968.63</b>	<b>\$ 4,510,153.37</b>	<b>61.30%</b>
<b>Excess of Revenues</b> <b>Over (Under) Expenditures</b>	<b>\$ -</b>	<b>\$ -</b>	<b>\$ (568,095.55)</b>		
<b>Fund Balance July 1, 2019 - (Audited)</b>	<b>\$ -</b>	<b>\$ -</b>	<b>\$ -</b>	<b>\$ -</b>	
<b>Fund Balance Ending - Monthly Reporting Period</b>	<b>\$ -</b>	<b>\$ -</b>	<b>\$ (568,095.55)</b>	<b>\$ (568,095.55)</b>	

**Hays Consolidated Independent School District**  
**Monthly Tax Collection Report**  
**for the Month Ending December 31, 2019**

	<b>Prior Year 2018 - 2019</b>				<b>Current Year 2019 - 2020</b>			
	<b><u>General Fund</u></b>	<b><u>Debt Service Fund</u></b>	<b><u>Total</u></b>	<b><u>% of Levy</u></b>	<b><u>General Fund</u></b>	<b><u>Debt Service Fund</u></b>	<b><u>Total</u></b>	<b><u>% of Levy</u></b>
<b><u>Current Month Tax Collections:</u></b>								
5711 Taxes-Current Year Tax Levy	\$ 45,646,113.56	\$ 21,847,770.16	\$ 67,493,883.72	<b>58.31%</b>	\$ 48,575,795.53	\$ 24,922,175.02	\$ 73,497,970.55	<b>58.57%</b>
5712 Taxes-Delinquent Collections	\$ 54,071.07	\$ 25,880.24	\$ 79,951.31		\$ 81.22	\$ (147.48)	\$ (66.26)	
5719 Penalties and Interest	\$ 11,859.77	\$ 5,676.48	\$ 17,536.25		\$ 12,625.84	\$ 5,952.47	\$ 18,578.31	
<b>Total Current Month Collections</b>	<b>\$ 45,712,044.40</b>	<b>\$ 21,879,326.88</b>	<b>\$ 67,591,371.28</b>		<b>\$ 48,588,502.59</b>	<b>\$ 24,927,980.01</b>	<b>\$ 73,516,482.60</b>	
<b><u>Fiscal Year to Date Collections:</u></b>								
5711 Taxes-Current Year Tax Levy	\$ 51,806,197.26	\$ 24,796,194.08	\$ 76,602,391.34	<b>66.18%</b>	\$ 51,855,189.04	\$ 26,602,749.75	\$ 78,457,938.79	<b>62.52%</b>
5712 Taxes-Delinquent Collections	\$ 148,580.19	\$ 71,115.49	\$ 219,695.68		\$ 159,452.07	\$ 75,662.09	\$ 235,114.16	
5719 Penalties and Interest	\$ 61,251.94	\$ 29,317.24	\$ 90,569.18		\$ 58,453.99	\$ 27,751.68	\$ 86,205.67	
<b>Total Revenue Collected</b>	<b>\$ 52,016,029.39</b>	<b>\$ 24,896,626.81</b>	<b>\$ 76,912,656.20</b>		<b>52,073,095.10</b>	<b>26,706,163.52</b>	<b>78,779,258.62</b>	
<b>Total Budgeted Tax Revenue (Current, Delinquent, Penalty &amp; Interest)</b>	<b>\$ 77,328,381.00</b>	<b>\$ 37,323,227.00</b>	<b>\$ 114,651,608.00</b>		<b>\$ 82,048,026.00</b>	<b>\$ 41,354,502.00</b>	<b>\$ 123,402,528.00</b>	
<b>Percentage of Budget Collected</b>	<b>67.27%</b>	<b>66.71%</b>	<b>67.08%</b>		<b>63.47%</b>	<b>64.58%</b>	<b>63.84%</b>	

# Month to Date Tax Collections Current Levy





# Year to Date Tax Collections Current Levy

