

# *Hays Consolidated Independent School District*

## Division of Financial Services

21003 Interstate 35 Frontage Road

Kyle, Texas 78640

Ph: (512) 268-2141

Fx: (512) 268-2147



Date: December 14, 2020

### Monthly Financial Highlights

- The monthly Financial Reports represent financial data through November 30, 2020.
- The cash and investment balances of all funds at month end totals \$88,105,975.72. The General Fund makes up the largest portion of the total with \$56,135,994.52 or roughly 63.71%.
- Through the end of the month (5/12 or 41.67% of the budget year):
  - The General Fund has collected \$61,121,112.51 (31.39% of its budgeted revenue) and has spent \$76,489,395.81 (38.56% of its budgeted expenditures). The ending fund balance through the month of November is \$52,412,432.29.
  - The Child Nutrition fund has collected \$1,555,060.63 (15.70% of its budgeted revenue) and has spent \$2,261,178.55 (22.73% of its budgeted expenditures).
  - The Debt Service fund collected \$294,326.66 (0.67% of its budgeted revenue) and spent \$22,003,306.63 (50.33%) of its budgeted expenditures). Debt service payments are made two times a year, February 15<sup>th</sup> and August 15<sup>th</sup>.
  - The Capital Project funds have expenditures credited of (\$297,526.43) in the current fiscal year through the month of November 2020 and collected \$11,977.78 in interest revenue.
- Special Revenue funds consist of Federal, State, and local grants received by the District. Some of these grants such as Title I and IDEA are non-competitive federal grants which the District receives based on certain types of student populations reported through PEIMS. Other local grants are “competitive grants” and are awarded based on demonstrated needs. This group of funds also includes the Textbook (IMA) and awarded Education Foundation funds. Total revenue collected is \$3,732,375.21 and total expenditures spent is \$3,732,375.21.
- Current Tax collections for the month of November 2020 totaled \$219,169.59 representing 0.17% of the levy collected during the month. Approximately .36% of the total levy has been collected through the end of November 2020. In comparison, 3.95% of the total levy was collected through the end of November 2019.

If you should have any questions regarding these financials please contact me.

*Randall Rau*, CPA

Chief Financial Officer  
Hays Consolidated Independent School District

# **Hays Consolidated Independent School District**

## **Financial Reports**



**November 30, 2020**

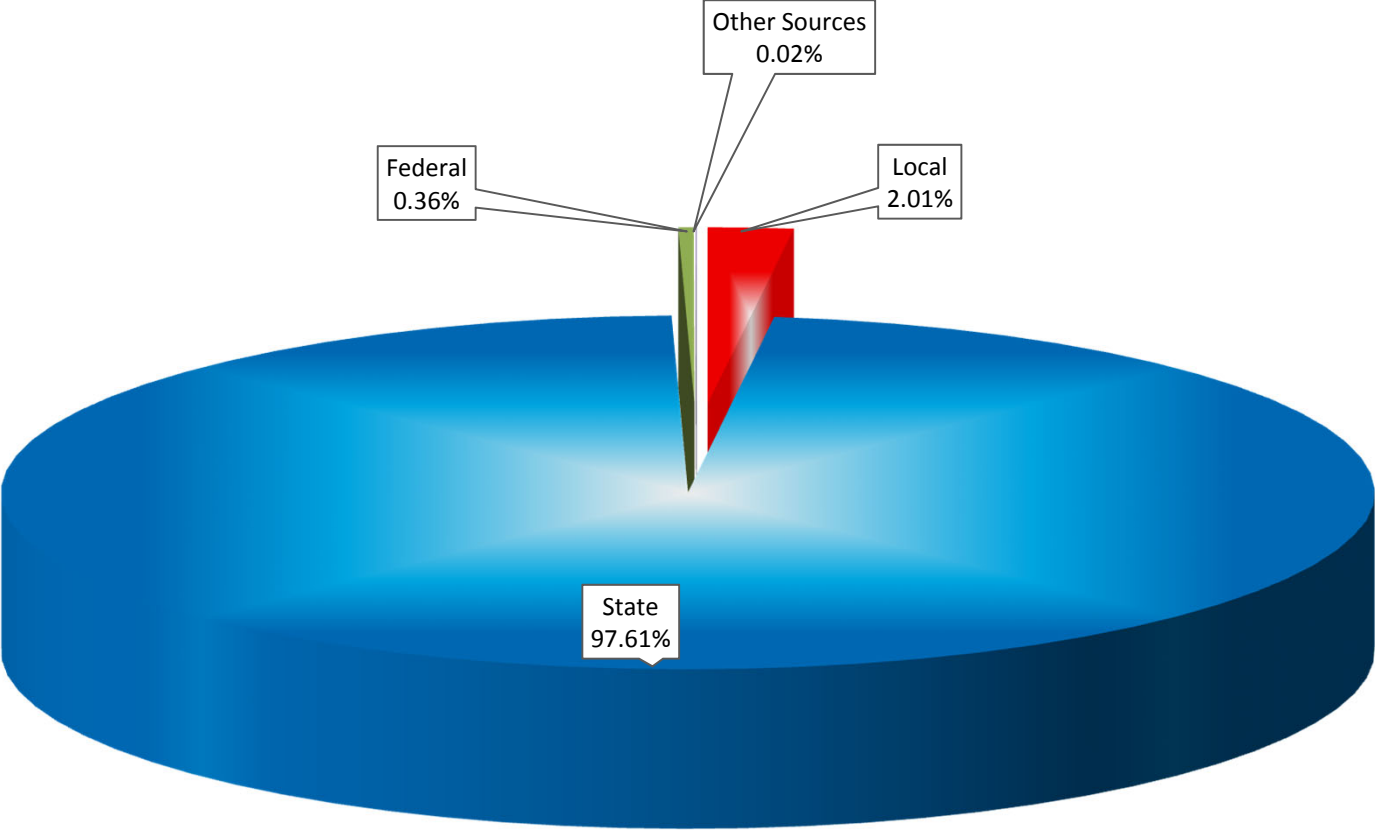
**Hays Consolidated Independent School District**  
**Combined Balance Sheet**  
**for the Month Ending November 30, 2020**  
**(Un-Audited)**

	<b><u>General</u></b> <b><u>Fund</u></b>	<b><u>Child Nutrition</u></b> <b><u>Fund</u></b>	<b><u>Debt Service</u></b> <b><u>Fund</u></b>	<b><u>Capital</u></b> <b><u>Projects Funds</u></b>	<b><u>Special Revenue</u></b> <b><u>Funds</u></b>	<b><u>Total</u></b>
<b>Assets:</b>						
Cash and Cash Equivalents	\$ 15,797,130.77	\$ 33,276.66	\$ 6,443.34	\$ 54,297.29	\$ (1,589,643.24)	\$ 14,301,504.82
Current Investments	40,338,863.75	1,697,897.13	10,606,401.68	21,161,308.34	-	73,804,470.90
<b>Total Cash and Investments</b>	<b>\$ 56,135,994.52</b>	<b>\$ 1,731,173.79</b>	<b>\$ 10,612,845.02</b>	<b>\$ 21,215,605.63</b>	<b>\$ (1,589,643.24)</b>	<b>\$ 88,105,975.72</b>
Property Taxes - Delinquent	2,329,520.68	-	1,101,692.13	-	-	3,431,212.81
Allowance for Uncollectible Taxes	(641,060.91)	-	(281,301.97)	-	-	(922,362.88)
Due from State Agencies	13,714,150.71	-	-	-	2,094,625.36	15,808,776.07
Due from other Governments	224,651.59	-	-	-	-	224,651.59
Accrued Interest	8,143.75	-	-	-	-	8,143.75
Due from Other Funds	2,062,804.90	1,804,790.85	-	-	213,301.20	4,080,896.95
Other Receivables	-	-	-	-	-	-
<b>Total Receivables</b>	<b>\$ 17,698,210.72</b>	<b>\$ 1,804,790.85</b>	<b>\$ 820,390.16</b>	<b>\$ -</b>	<b>\$ 2,307,926.56</b>	<b>\$ 22,631,318.29</b>
Inventories	-	239,581.36	-	-	-	239,581.36
Prepaid Items	5,647,648.50	500.00	-	-	-	5,648,148.50
<b>Other Current Assets</b>	<b>\$ 5,647,648.50</b>	<b>\$ 240,081.36</b>	<b>\$ -</b>	<b>\$ -</b>	<b>\$ -</b>	<b>\$ 5,887,729.86</b>
<b>Total Current Assets</b>	<b>\$ 79,481,853.74</b>	<b>\$ 3,776,046.00</b>	<b>\$ 11,433,235.18</b>	<b>\$ 21,215,605.63</b>	<b>\$ 718,283.32</b>	<b>\$ 116,625,023.87</b>
<b>Liabilities and Fund Balance:</b>						
<b>Current Liabilities</b>						
Accounts Payable	\$ 193,934.38	\$ 79.14	\$ -	\$ -	\$ 2,138.56	\$ 196,152.08
Other Liabilities	105.10	-	-	-	-	105.10
Payroll Deductions and Withholdings	3,765,122.00	-	-	-	-	3,765,122.00
Accrued Wages Payable	15,305,544.18	418,839.36	-	-	-	15,724,383.54
Due to Other Funds	2,511,869.82	212,579.89	45,285.21	-	-	2,769,734.92
Due to Student Groups	95,657.53	-	-	-	-	95,657.53
Due to State Agencies	12,283.00	-	-	-	-	12,283.00
Due to other Governments	21,827.69	-	-	-	-	21,827.69
Accrued Expenses	-	-	-	-	-	-
Deferred Revenues	3,474,617.98	279,848.66	-	-	716,144.76	4,470,611.40
Deferred Inflows	1,688,459.77	-	820,390.16	-	-	2,508,849.93
<b>Total Liabilities</b>	<b>\$ 27,069,421.45</b>	<b>\$ 911,347.05</b>	<b>\$ 865,675.37</b>	<b>\$ -</b>	<b>\$ 718,283.32</b>	<b>\$ 29,564,727.19</b>
<b>Fund Balance/Equity</b>						
Reserved/Designated Fund Balance	-	3,570,816.87	32,276,539.78	20,905,166.51	-	56,752,523.16
Reserved for Current Year	-	-	-	-	-	-
Expenditures/Expenses	(15,368,283.30)	(706,117.92)	(21,708,979.97)	310,439.12	-	(37,472,942.07)
Unreserved Fund Balance/Fund Equity	<b>\$ 67,780,715.59</b>	<b>-</b>	<b>-</b>	<b>-</b>	<b>-</b>	<b>\$ 67,780,715.59</b>
<b>Total Fund Balance/Equity</b>	<b>\$ 52,412,432.29</b>	<b>\$ 2,864,698.95</b>	<b>\$ 10,567,559.81</b>	<b>\$ 21,215,605.63</b>	<b>\$ -</b>	<b>\$ 87,060,296.68</b>
<b>Total Liabilities and Fund Equity</b>	<b>\$ 79,481,853.74</b>	<b>\$ 3,776,046.00</b>	<b>\$ 11,433,235.18</b>	<b>\$ 21,215,605.63</b>	<b>\$ 718,283.32</b>	<b>\$ 116,625,023.87</b>

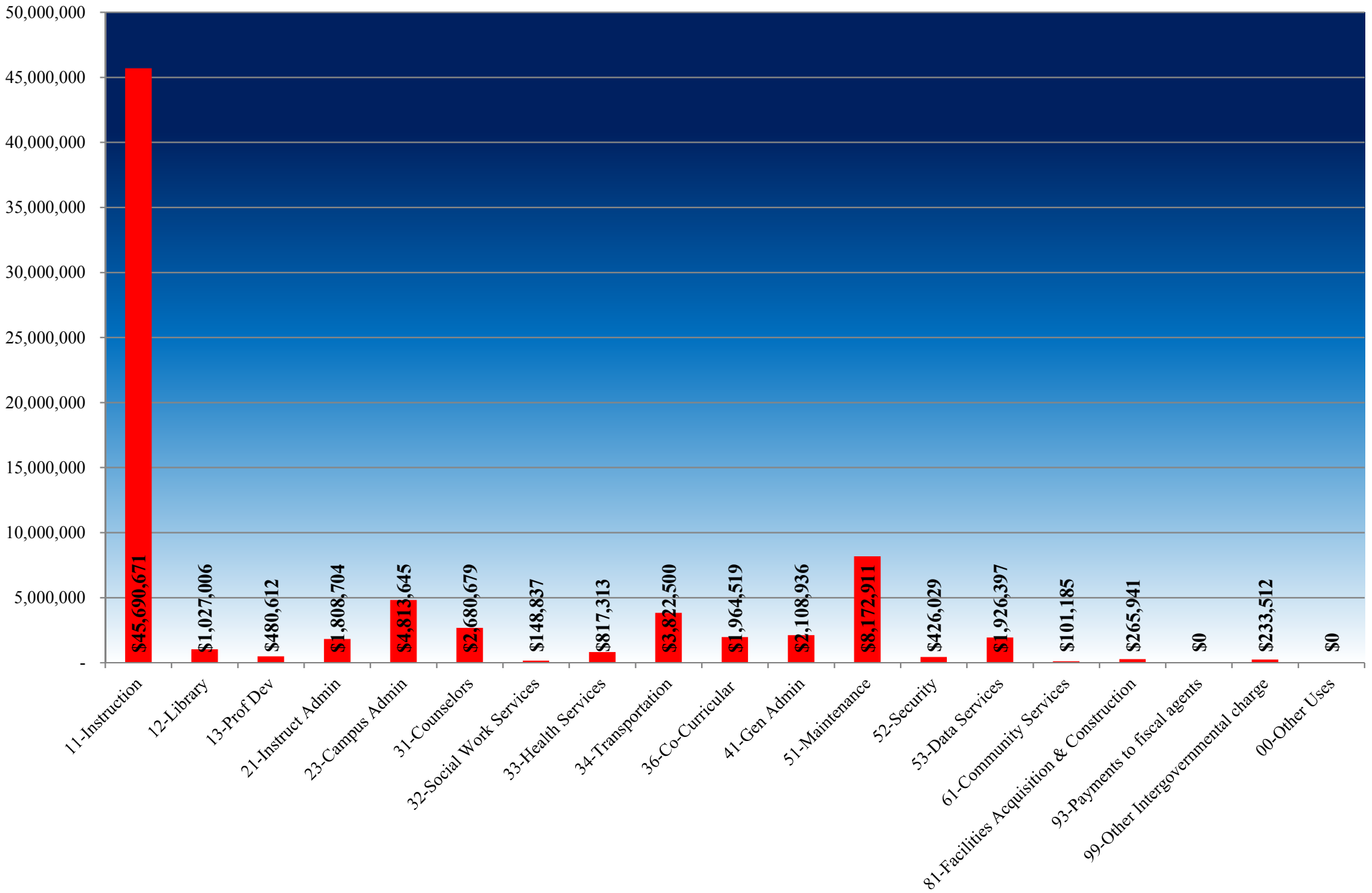
**Hays Consolidated Independent School District**  
**Statement of Revenues, Expenditures, and Changes in Fund Balance - General Fund**  
**for the Month Ending November 30, 2020**  
**(Un-Audited)**

	<u>Original</u> <u>Budget</u>	<u>Official</u> <u>Budget</u>	<u>Current Year</u> <u>Actual Revenues/</u> <u>Expenditures</u>	<u>Unrealized/</u> <u>Unexpended</u> <u>Budget</u>	<u>Percentage</u> <u>Y-T-D</u>
<b>Revenues:</b>					
Local	\$ 88,257,397	\$ 88,678,647	\$ 1,230,503.45	(87,448,143.55)	1.39%
State	102,997,133	102,997,133	59,659,307.33	(43,337,825.67)	57.92%
Federal	2,583,000	3,066,000	219,206.03	(2,846,793.97)	7.15%
Other Sources	-	-	12,095.70	12,095.70	NA
<b>Total Revenues</b>	<b>\$ 193,837,530</b>	<b>\$ 194,741,780</b>	<b>\$ 61,121,112.51</b>	<b>\$ (133,620,667.49)</b>	<b>31.39%</b>
<b>Expenditures and Other Uses:</b>					
11-Instruction	111,268,074	111,888,945	45,690,670.51	66,198,274.49	40.84%
12-Library	2,686,456	2,690,265	1,027,005.84	1,663,259.16	38.17%
13-Prof Dev	4,394,895	4,135,097	480,611.68	3,654,485.32	11.62%
21-Instruct Admin	4,866,624	4,937,336	1,808,703.53	3,128,632.47	36.63%
23-Campus Admin	12,100,694	12,124,458	4,813,645.25	7,310,812.75	39.70%
31-Counselors	6,860,734	6,915,734	2,680,679.40	4,235,054.60	38.76%
32-Social Work Services	269,052	269,052	148,836.65	120,215.35	55.32%
33-Health Services	2,251,762	2,252,155	817,313.29	1,434,841.71	36.29%
34-Transportation	11,291,406	11,291,916	3,822,500.29	7,469,415.71	33.85%
36-Co-Curricular	5,508,225	5,798,221	1,964,518.56	3,833,702.44	33.88%
41-Gen Admin	5,191,355	5,191,245	2,108,935.52	3,082,309.48	40.62%
51-Maintenance	20,348,895	21,077,152	8,172,911.26	12,904,240.74	38.78%
52-Security	2,805,352	2,801,652	426,028.54	2,375,623.46	15.21%
53-Data Services	5,085,338	5,228,808	1,926,396.59	3,302,411.41	36.84%
61-Community Services	270,526	271,076	101,185.31	169,890.69	37.33%
81-Facilities Acquisition & Construction	-	309,402	265,941.17	43,460.83	85.95%
93-Payments to fiscal agents	330,538	330,538	-	330,538.00	0.00%
99-Other Intergovernmental charge	837,000	837,000	233,512.42	603,487.58	27.90%
00-Other Uses	-	-	-	-	NA
<b>Total Expenditures and Other Uses</b>	<b>\$ 196,366,926</b>	<b>\$ 198,350,052</b>	<b>\$ 76,489,395.81</b>	<b>\$ 121,860,656.19</b>	<b>38.56%</b>
<b>Excess of Revenues and Other Resources Over (Under) Expenditures and Other Uses</b>	<b>\$ (2,529,396)</b>	<b>\$ (3,608,272)</b>	<b>\$ (15,368,283.30)</b>		
<b>Fund Balance July 1, 2020 - <u>(Un-Audited)</u></b>	<b>\$ 67,780,715.59</b>	<b>\$ 67,780,715.59</b>	<b>\$ 67,780,715.59</b>		
<b>Fund Balance Ending - Monthly Reporting Period</b>	<b>\$ 65,251,319.59</b>	<b>\$ 64,172,443.59</b>	<b>\$ 52,412,432.29</b>	<b>\$ (11,760,011.30)</b>	

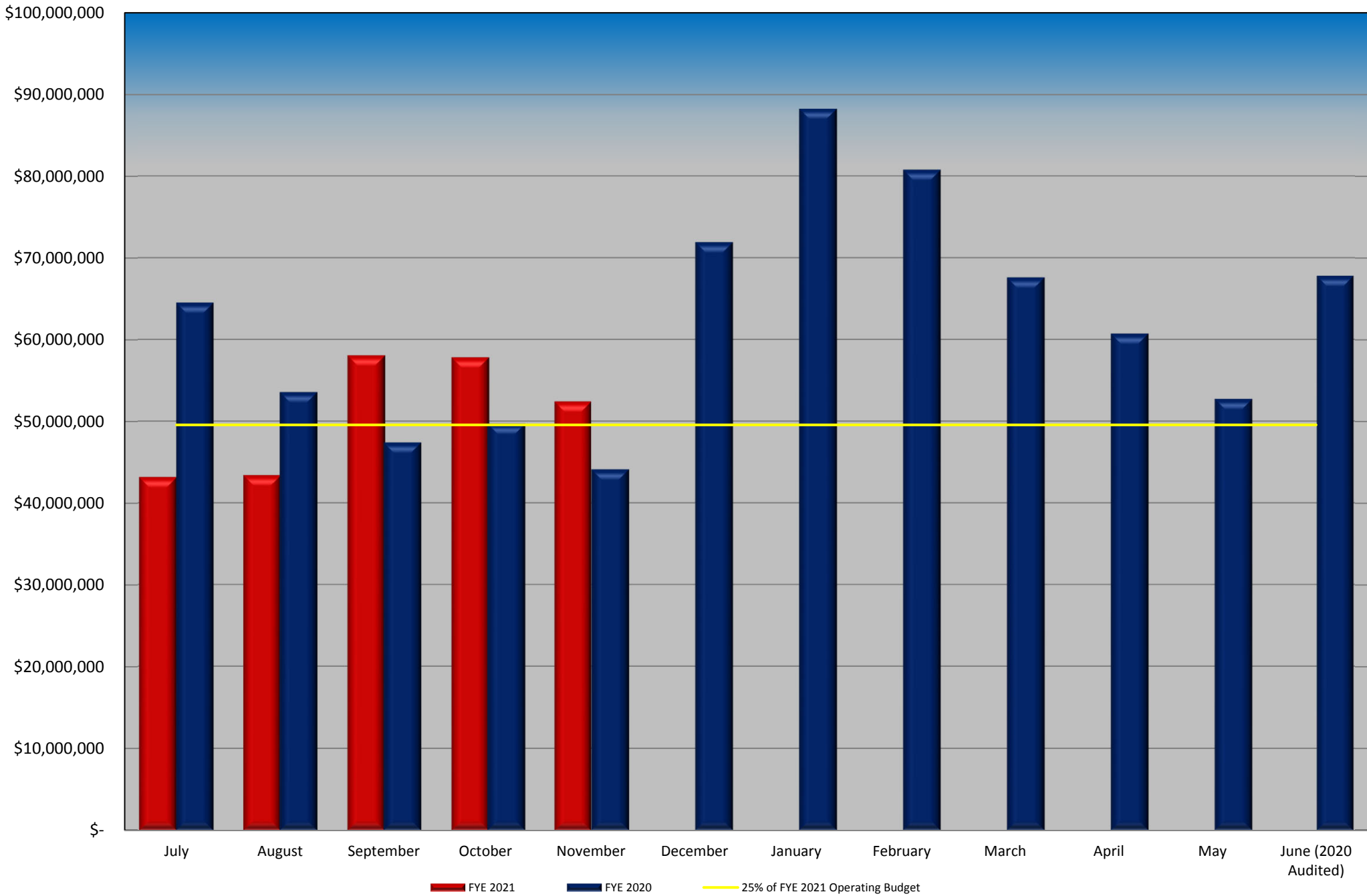
# General Fund Revenues Collected to Date



# General Fund Expenditures to Date



# General Fund Balance by Reporting Month



**Hays Consolidated Independent School District**  
**Statement of Revenues, Expenditures, and Changes in Fund Balance - Child Nutrition Fund**  
**for the Month Ending November 30, 2020**  
**(Un-Audited)**

	<u>Original</u> <u>Budget</u>	<u>Official</u> <u>Budget</u>	<u>Current Year</u> <u>Actual Revenues/</u> <u>Expenditures</u>	<u>Unrealized/</u> <u>Unexpended</u> <u>Budget</u>	<u>Percentage</u> <u>Y-T-D</u>
<b><i>Revenues and Other Resources:</i></b>					
Local	\$ 3,727,116	\$ 3,727,116	\$ 96,890.54	\$ (3,630,225.46)	2.60%
State	45,093	45,093	-	(45,093.00)	0.00%
Federal	6,130,966	6,130,966	1,458,170.09	(4,672,795.91)	23.78%
Other sources	-	-	-	-	NA
<b>Total Revenues and Other Resources</b>	<b>\$ 9,903,175</b>	<b>\$ 9,903,175</b>	<b>\$ 1,555,060.63</b>	<b>\$ (8,348,114.37)</b>	<b>15.70%</b>
<b><i>Expenditures and Other Uses:</i></b>					
35-6100 Payroll	4,363,880	4,363,880	1,520,347.29	2,843,532.71	34.84%
35-6200 Professional and Contracted Services	808,815	815,851	145,586.21	670,264.79	17.84%
35-6341 Food Supplies	3,658,529	3,661,529	436,605.42	3,224,923.58	11.92%
35-6342 Non-Food Supplies	256,968	256,968	54,167.40	202,800.60	21.08%
35-6344 USDA Commodities	415,477	415,477	-	415,477.00	0.00%
35-6349 Miscellaneous Supplies	157,001	185,344	28,993.78	156,350.22	15.64%
35-6300 Supplies & Materials	77,486	77,486	65,507.93	11,978.07	84.54%
35-6400 Food Service Other Operating Expenses	165,019	155,019	2,976.55	152,042.45	1.92%
35-6600 Food Service Capital Expenses	-	16,994	6,993.97	10,000.03	41.16%
<b>Total Expenditures</b>	<b>\$ 9,903,175</b>	<b>\$ 9,948,548</b>	<b>\$ 2,261,178.55</b>	<b>\$ 7,687,369.45</b>	<b>22.73%</b>
<b>Excess of Revenues and Other Resources</b>					
<b>Over (Under) Expenditures and Other Uses</b>	<b>\$ -</b>	<b>\$ (45,373)</b>	<b>\$ (706,117.92)</b>		
<b>Fund Balance July 1, 2020 - <i>(Un-Audited)</i></b>	<b>3,570,816.87</b>	<b>3,570,816.87</b>	<b>3,570,816.87</b>		
<b>Fund Balance Ending - Monthly Reporting Period</b>	<b>\$ 3,570,816.87</b>	<b>\$ 3,525,443.87</b>	<b>\$ 2,864,698.95</b>	<b>\$ (660,744.92)</b>	



**Hays Consolidated Independent School District**  
**Statement of Revenues, Expenditures, and Changes in Fund Balance - Debt Service Fund**  
**for the Month Ending November 30, 2020**  
**(Un-Audited)**

	<u>Original</u> <u>Budget</u>	<u>Official</u> <u>Budget</u>	<u>Current Year</u> <u>Actual Revenues/</u> <u>Expenditures</u>	<u>Unrealized/</u> <u>Unexpended</u> <u>Budget</u>	<u>Percentage</u> <u>Y-T-D</u>
<b>Revenues:</b>					
<b>Local Revenue</b>					
Taxes, Current Year Levy	\$ 43,315,670	\$ 43,315,670	257,094.32	\$ (43,058,575.68)	0.59%
Taxes, Prior Year	250,000	250,000	-	(250,000.00)	0.00%
Penalties, Interest and Other Tax Revenues	150,000	150,000	21,575.55	(128,424.45)	14.38%
Earnings from Investments	-	-	7,981.79	7,981.79	NA
Miscellaneous Revenue	-	-	7,675.00	7,675.00	NA
<b>Local Revenue</b>	<b>\$ 43,715,670</b>	<b>\$ 43,715,670</b>	<b>\$ 294,326.66</b>	<b>\$ (43,421,343.34)</b>	<b>0.67%</b>
<b>State Revenue</b>					
Additional State Aid for Homestead Exemption	\$ -	\$ -	\$ -	-	NA
<b>State Revenue</b>	<b>\$ -</b>	<b>\$ -</b>	<b>\$ -</b>	<b>\$ -</b>	<b>NA</b>
<b>Total Revenue</b>	<b>\$ 43,715,670.00</b>	<b>\$ 43,715,670.00</b>	<b>\$ 294,326.66</b>	<b>\$ (43,421,343.34)</b>	<b>0.67%</b>
<b>Expenditures:</b>					
71-6511 Bond Principal	24,720,000	24,720,000	12,285,000.00	12,435,000.00	49.70%
71-6521 Interest on Bonds	18,970,670	18,970,670	9,699,676.63	9,270,993.37	51.13%
71-6599 Other Debt Service Fees	25,000	25,000	18,630.00	6,370.00	74.52%
<b>Total Expenditures</b>	<b>\$ 43,715,670</b>	<b>\$ 43,715,670</b>	<b>\$ 22,003,306.63</b>	<b>\$ 21,712,363.37</b>	<b>50.33%</b>
<b>Excess of Revenues</b> <b>Over (Under) Expenditures</b>	<b>\$ -</b>	<b>\$ -</b>	<b>\$ (21,708,979.97)</b>		
<b>Fund Balance July 1, 2020 - (Un-Audited)</b>	<b>\$ 32,276,539.78</b>	<b>\$ 32,276,539.78</b>	<b>\$ 32,276,539.78</b>		
<b>Fund Balance Ending - Monthly Reporting Period</b>	<b>\$ 32,276,539.78</b>	<b>\$ 32,276,539.78</b>	<b>\$ 10,567,559.81</b>	<b>\$ (21,708,979.97)</b>	

**Hays Consolidated Independent School District**  
**Statement of Revenues, Expenditures, and Changes in Fund Balance - Capital Project Funds**  
**for the Month Ending November 30, 2020**  
**(Un-Audited)**

	<u>2004</u> <u>Capital Projects</u> <u>Program</u>	<u>2006</u> <u>Capital Projects</u> <u>Program</u>	<u>2008</u> <u>Capital Projects</u> <u>Program</u>	<u>2014</u> <u>Capital Projects</u> <u>Program</u>	<u>2017</u> <u>Capital Projects</u> <u>Program</u>	<u>2019 - 2020</u> <u>Capital Projects</u> <u>Total Revenues/</u> <u>Expenses</u>
<b><i>Revenues and Other Resources:</i></b>						
Local	\$ 75.23	\$ 41.03	\$ 429.25	\$ 389.40	\$ 11,977.78	\$ 12,912.69
State	-	-	-	-	-	-
Other sources	-	-	-	-	-	-
<b>Total Revenues and Other Resources</b>	<b>\$ 75.23</b>	<b>\$ 41.03</b>	<b>\$ 429.25</b>	<b>\$ 389.40</b>	<b>\$ 11,977.78</b>	<b>\$ 12,912.69</b>
<b><i>Expenditures and Other Uses:</i></b>						
6100 Payroll	-	-	-	-	-	-
6200 Professional and Contracted Services	-	-	-	-	3,367.25	3,367.25
6300 Supplies and Materials	-	-	-	-	158,405.88	158,405.88
6400 Other Operating Expenses	-	-	-	-	-	-
6600 Capital Outlay	-	-	-	-	(459,299.56)	(459,299.56)
8000-Other Uses	-	-	-	-	-	-
<b>Total Expenditures</b>	<b>\$ -</b>	<b>\$ -</b>	<b>\$ -</b>	<b>\$ -</b>	<b>\$ (297,526.43)</b>	<b>\$ (297,526.43)</b>
<b>Excess of Revenues and Other Resources</b>						
<b>Over (Under) Expenditures and Other Uses</b>	<b>\$ 75.23</b>	<b>\$ 41.03</b>	<b>\$ 429.25</b>	<b>\$ 389.40</b>	<b>\$ 309,504.21</b>	<b>\$ 310,439.12</b>
<b>Fund Balance July 1, 2020 - <i>(Un-Audited)</i></b>	<b>\$ 214,180.23</b>	<b>\$ 113,965.94</b>	<b>\$ 1,005,419.92</b>	<b>\$ 445,351.46</b>	<b>\$ 19,126,248.96</b>	<b>\$ 20,905,166.51</b>
<b>Fund Balance Ending - Monthly Reporting Period</b>	<b>\$ 214,255.46</b>	<b>\$ 114,006.97</b>	<b>\$ 1,005,849.17</b>	<b>\$ 445,740.86</b>	<b>\$ 19,435,753.17</b>	<b>\$ 21,215,605.63</b>

**Hays Consolidated Independent School District**  
**Statement of Revenues, Expenditures, and Changes in Fund Balance - Special Revenue Funds (Grants)**  
**for the Month Ending November 30, 2020**  
**(Un-Audited)**

	<u>Original</u> <u>Budget</u>	<u>Official</u> <u>Budget</u>	<u>Current Year</u> <u>Actual Revenues/</u> <u>Expenditures</u>	<u>Unrealized/</u> <u>Unexpended</u> <u>Budget</u>	<u>Percentage</u> <u>Y-T-D</u>
<b>Revenues:</b>					
Local	\$ -	\$ -	\$ 19,250.00	\$ 19,250.00	NA
State	-	-	1,632,433.55	1,632,433.55	NA
Federal	6,415,479	6,415,479	2,080,691.66	(4,334,787.34)	32.43%
<b>Total Revenues</b>	<b>\$ 6,415,479</b>	<b>\$ 6,415,479</b>	<b>\$ 3,732,375.21</b>	<b>\$ (2,683,103.79)</b>	<b>58.18%</b>
<b>Expenditures:</b>					
6100 Payroll	5,274,410	5,274,410	2,622,581.21	2,651,828.79	49.72%
6200 Professional and Contracted Services	464,200	464,200	7,662.59	456,537.41	1.65%
6300 Supplies and Materials	639,537	639,537	1,095,321.62	(455,784.62)	171.27%
6400 Other Operating Expenses	37,332	37,332	6,809.79	30,522.21	18.24%
6600 Capital Outlay	-	-	-	-	NA
<b>Total Expenditures</b>	<b>\$ 6,415,479</b>	<b>\$ 6,415,479</b>	<b>\$ 3,732,375.21</b>	<b>\$ 2,683,103.79</b>	<b>58.18%</b>
<b>Excess of Revenues</b> <b>Over (Under) Expenditures</b>	<b>\$ -</b>	<b>\$ -</b>	<b>\$ -</b>		
<b>Fund Balance July 1, 2020 - <i>(Un-Audited)</i></b>	<b>\$ -</b>	<b>\$ -</b>	<b>\$ -</b>	<b>\$ -</b>	
<b>Fund Balance Ending - Monthly Reporting Period</b>	<b>\$ -</b>	<b>\$ -</b>	<b>\$ -</b>	<b>\$ -</b>	

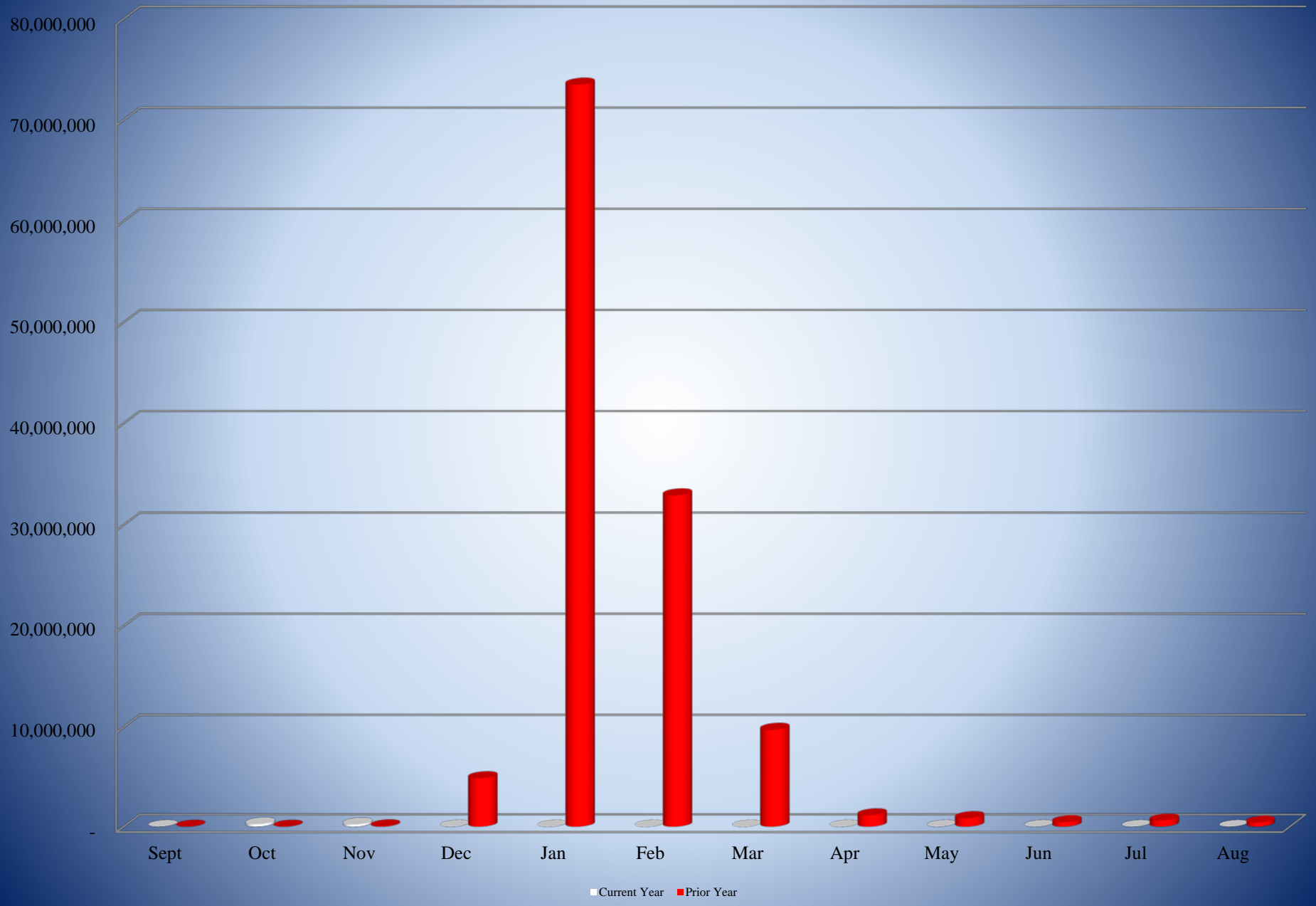
**Hays Consolidated Independent School District**  
**Monthly Tax Collection Report**  
**for the Month Ending November 30, 2020**

**Prior Year 2019 - 2020**

**Current Year 2020 - 2021**

	<b>Prior Year 2019 - 2020</b>				<b>Current Year 2020 - 2021</b>			
	<b>General Fund</b>	<b>Debt Service Fund</b>	<b>Total</b>	<b>% of Levy</b>	<b>General Fund</b>	<b>Debt Service Fund</b>	<b>Total</b>	<b>% of Levy</b>
<b>Current Month Tax Collections:</b>								
5711 Taxes-Current Year Tax Levy	\$ 3,252,903.17	\$ 1,667,906.70	\$ 4,920,809.87	<b>3.92%</b>	\$ 141,926.68	\$ 77,242.91	\$ 219,169.59	<b>0.17%</b>
5712 Taxes-Delinquent Collections	\$ (3,699.07)	\$ (1,781.21)	\$ (5,480.28)		\$ 72,824.75	\$ 36,827.21	\$ 109,651.96	
5719 Penalties and Interest	\$ 10,454.53	\$ 4,978.16	\$ 15,432.69		\$ 18,314.41	\$ 9,170.71	\$ 27,485.12	
<b>Total Current Month Collections</b>	<b>\$ 3,259,658.63</b>	<b>\$ 1,671,103.65</b>	<b>\$ 4,930,762.28</b>		<b>\$ 233,065.84</b>	<b>\$ 123,240.83</b>	<b>\$ 356,306.67</b>	
<b>Fiscal Year to Date Collections:</b>								
5711 Taxes-Current Year Tax Levy	\$ 3,279,393.51	\$ 1,680,574.73	\$ 4,959,968.24	<b>3.95%</b>	\$ 314,234.52	\$ 159,702.15	\$ 473,936.67	<b>0.36%</b>
5712 Taxes-Delinquent Collections	\$ 159,370.85	\$ 75,809.57	\$ 235,180.42		\$ 233,671.94	\$ 118,196.91	\$ 351,868.85	
5719 Penalties and Interest	\$ 45,828.15	\$ 21,799.21	\$ 67,627.36		\$ 51,661.53	\$ 25,724.32	\$ 77,385.85	
<b>Total Revenue Collected</b>	<b>\$ 3,484,592.51</b>	<b>\$ 1,778,183.51</b>	<b>\$ 5,262,776.02</b>		<b>599,567.99</b>	<b>303,623.38</b>	<b>903,191.37</b>	
<b>Total Budgeted Tax Revenue (Current, Delinquent, Penalty &amp; Interest)</b>	<b>\$ 82,048,026.00</b>	<b>\$ 41,354,502.00</b>	<b>\$ 123,402,528.00</b>		<b>\$ 86,187,397.00</b>	<b>\$ 43,715,670.00</b>	<b>\$ 129,903,067.00</b>	
<b>Percentage of Budget Collected</b>	<b>4.25%</b>	<b>4.30%</b>	<b>4.26%</b>		<b>0.70%</b>	<b>0.69%</b>	<b>0.70%</b>	

# Month to Date Tax Collections Current Levy



# Year to Date Tax Collections Current Levy

