

Hays Consolidated Independent School District

Division of Financial Services

21003 Interstate 35 Frontage Road
Kyle, Texas 78640
Ph: (512) 268-2141
Fx: (512) 268-2147



Date: August 26, 2019

Monthly Financial Highlights

- The monthly Financial Reports represent financial data through July 31, 2019.
- The cash and investment balances of all funds at month end totals \$135,022,264.18. The General Fund makes up the largest portion of the total with \$66,094,982.52 or roughly 48.95%.
- Through the end of the month (1/12 or 8.33% of the budget year):
 - The General Fund has collected \$19,613,502.52 (10.69% of its budgeted revenue) and has spent \$11,261,900.82 (6.07% of its budgeted expenditures).
 - The Child Nutrition fund has collected \$11,595.48 (0.13% of its budgeted revenue) and has spent \$275,785.58 (3.00% of its budgeted expenditures).
 - There were no reimbursable meals served during the month of July 2019.
 - The Debt Service fund collected \$200,639.99 (0.49% of its budgeted revenue) and spent \$0.00 (0.00%) of its budgeted expenditures). Debt service payments are made two times a year, February 15th and August 15th.
 - The Capital Project funds have expended \$3,098,496.49 in the current fiscal year through the month of July 2019 and collected \$101,897.38 in interest revenue.
- Special Revenue funds consist of Federal, State, and local grants received by the District. Some of these grants such as Title I and IDEA are non-competitive federal grants which the District receives based on certain types of student population reported through PEIMS. Other local grants are “competitive grants” and are awarded based on demonstrated needs. This group of funds also includes the Textbook (IMA) fund. Total revenue collected is \$600,840.09 and total expenditures spent is \$600,840.09.

If you should have any questions regarding these financials please contact me.

Randall Rau, CPA

Chief Financial Officer
Hays Consolidated Independent School District

Hays Consolidated Independent School District

Financial Reports



July 31, 2019

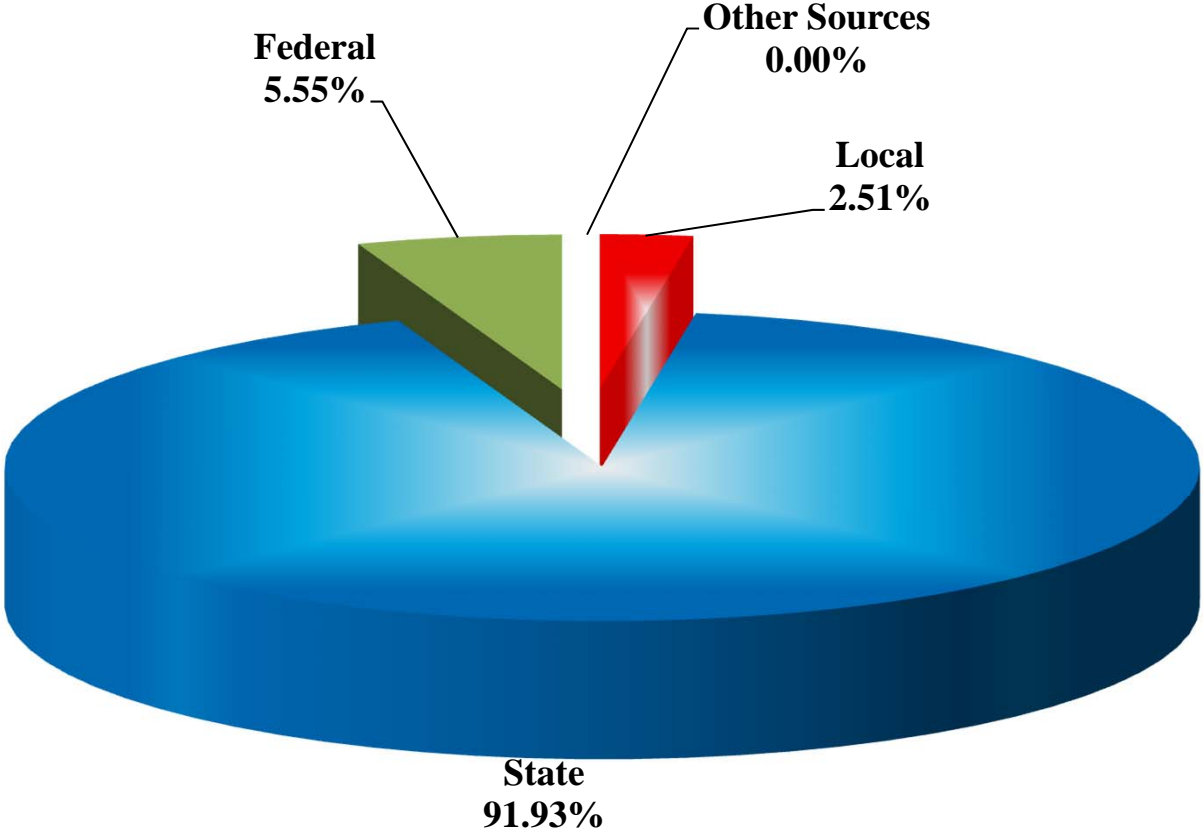
Hays Consolidated Independent School District
Combined Balance Sheet
for the Month Ending July 31, 2019
(Un-Audited)

	<u>General</u> <u>Fund</u>	<u>Child Nutrition</u> <u>Fund</u>	<u>Debt Service</u> <u>Fund</u>	<u>Capital</u> <u>Projects Funds</u>	<u>Special Revenue</u> <u>Funds</u>	<u>Total</u>
Assets:						
Cash and Cash Equivalents	\$ 4,435,382.90	\$ 155,683.70	\$ 2,586.27	\$ -	\$ (419,851.03)	\$ 4,173,801.84
Current Investments	61,659,599.62	3,382,259.65	22,916,969.61	42,889,633.46	-	130,848,462.34
Total Cash and Investments	\$ 66,094,982.52	\$ 3,537,943.35	\$ 22,919,555.88	\$ 42,889,633.46	\$ (419,851.03)	\$ 135,022,264.18
Property Taxes - Delinquent	1,791,541.67	-	771,979.69	-	-	2,563,521.36
Allowance for Uncollectible Taxes	(560,026.00)	-	(206,607.00)	-	-	(766,633.00)
Due from State Agencies	682,105.19	-	-	-	1,846,528.81	2,528,634.00
Due from other Governments	5,839.68	-	205,492.00	-	23,464.91	234,796.59
Accrued Interest	54,132.98	-	-	11,921.82	-	66,054.80
Due from Other Funds	3,012,227.35	161,116.31	204,191.65	26.00	7,197.32	3,384,758.63
Other Receivables	-	54,969.04	180,792.00	-	-	235,761.04
Total Receivables	\$ 4,985,820.87	\$ 216,085.35	\$ 1,155,848.34	\$ 11,947.82	\$ 1,877,191.04	\$ 8,246,893.42
Inventories	-	-	-	-	-	-
Prepaid Items	2,369.68	500.00	-	-	-	2,869.68
Other Current Assets	\$ 2,369.68	\$ 500.00	\$ -	\$ -	\$ -	\$ 2,869.68
Total Current Assets	\$ 71,083,173.07	\$ 3,754,528.70	\$ 24,075,404.22	\$ 42,901,581.28	\$ 1,457,340.01	\$ 143,272,027.28
Liabilities and Fund Balance:						
Current Liabilities						
Accounts Payable	\$ 181,527.60	\$ -	\$ -	\$ 4,676,159.30	\$ (3,339.03)	\$ 4,854,347.87
Other Liabilities	24,581.32	-	-	-	-	24,581.32
Payroll Deductions and Withholdings	(2,054,044.91)	-	-	-	-	(2,054,044.91)
Accrued Wages Payable	4,074,785.46	132,719.79	-	-	191,001.58	4,398,506.83
Due to Other Funds	1,577,169.51	20,450.26	-	309,123.33	1,071,379.45	2,978,122.55
Due to Student Groups	(190,403.76)	-	-	-	-	(190,403.76)
Due to State Agencies	-	-	-	-	-	-
Due to other Governments	-	-	-	-	-	-
Accrued Expenses	-	-	-	-	-	-
Deferred Revenues	2,978,348.14	221,235.52	910,406.26	-	198,298.01	4,308,287.93
Deferred Inflows	-	-	-	-	-	-
Total Liabilities	\$ 6,591,963.36	\$ 374,405.57	\$ 910,406.26	\$ 4,985,282.63	\$ 1,457,340.01	\$ 14,319,397.83
Fund Balance/Equity						
Reserved/Designated Fund Balance	-	3,644,313.23	22,964,357.97	40,912,897.76	-	67,521,568.96
Reserved for Current Year	-	-	-	-	-	-
Expenditures/Expenses	8,351,601.70	(264,190.10)	200,639.99	(2,996,599.11)	-	5,291,452.48
Unreserved Fund Balance/Fund Equity	\$ 56,139,608.01	-	-	-	-	\$ 56,139,608.01
Total Fund Balance/Equity	\$ 64,491,209.71	\$ 3,380,123.13	\$ 23,164,997.96	\$ 37,916,298.65	\$ -	\$ 128,952,629.45
Total Liabilities and Fund Equity	\$ 71,083,173.07	\$ 3,754,528.70	\$ 24,075,404.22	\$ 42,901,581.28	\$ 1,457,340.01	\$ 143,272,027.28

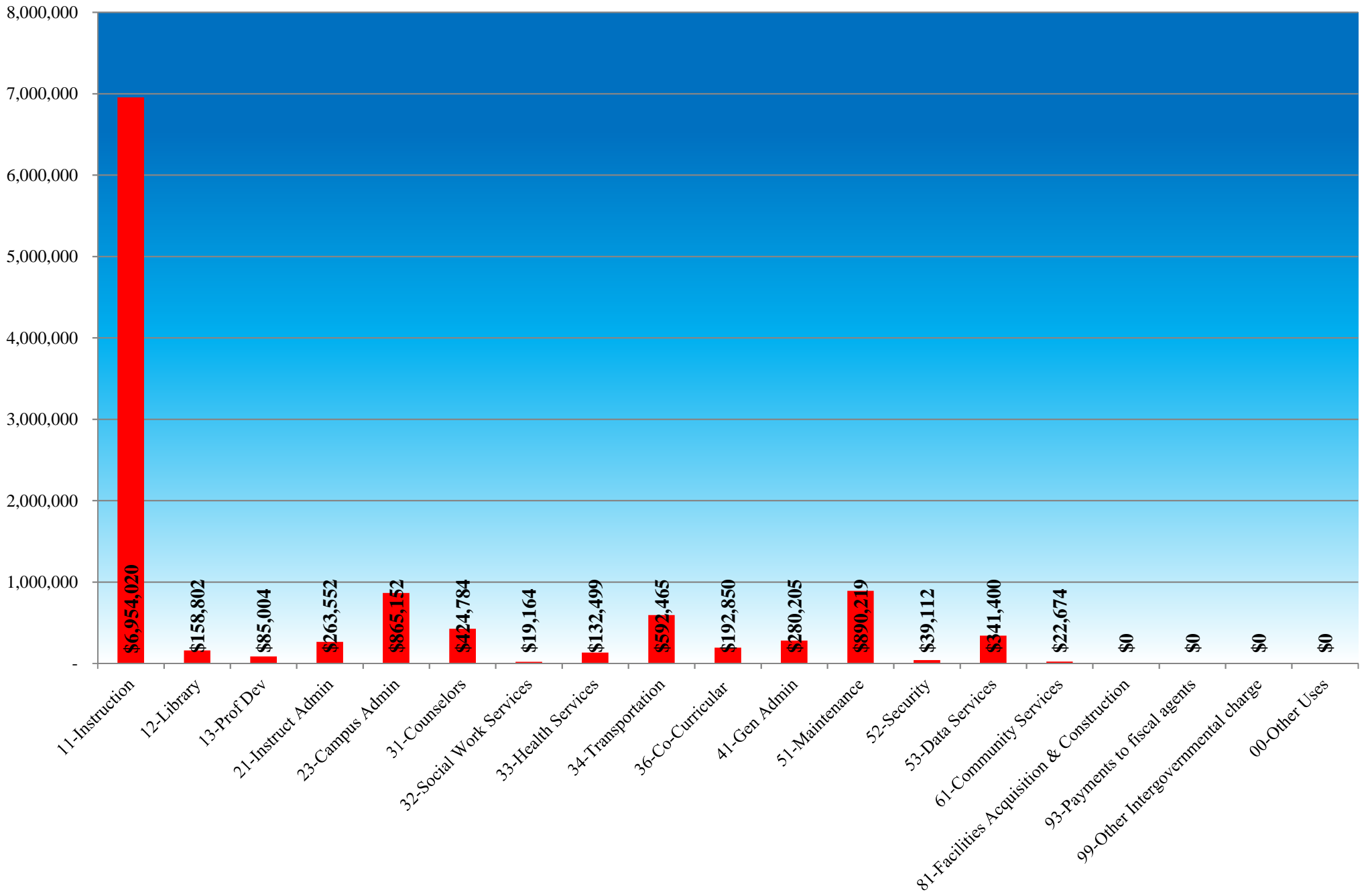
Hays Consolidated Independent School District
Statement of Revenues, Expenditures, and Changes in Fund Balance - General Fund
for the Month Ending July 31, 2019
(Un-Audited)

	<u>Original</u> <u>Budget</u>	<u>Official</u> <u>Budget</u>	<u>Current Year</u> <u>Actual Revenues/</u> <u>Expenditures</u>	<u>Unrealized/</u> <u>Unexpended</u> <u>Budget</u>	<u>Percentage</u> <u>Y-T-D</u>
Revenues:					
Local	\$ 82,959,790	\$ 82,959,790	\$ 492,724.42	(82,467,065.58)	0.59%
State	98,872,597	98,872,597	18,031,284.00	(80,841,313.00)	18.24%
Federal	1,700,000	1,700,000	1,089,494.10	(610,505.90)	64.09%
Other Sources	-	-	-	-	NA
Total Revenues	\$ 183,532,387	\$ 183,532,387	\$ 19,613,502.52	\$ (163,918,884.48)	10.69%
Expenditures and Other Uses:					
11-Instruction	107,871,505	107,871,505	6,954,019.78	100,917,485.22	6.45%
12-Library	2,503,505	2,503,505	158,801.51	2,344,703.49	6.34%
13-Prof Dev	2,441,939	2,441,939	85,003.88	2,356,935.12	3.48%
21-Instruct Admin	3,415,539	3,415,539	263,552.46	3,151,986.54	7.72%
23-Campus Admin	11,828,011	11,828,011	865,151.57	10,962,859.43	7.31%
31-Counselors	6,294,196	6,294,196	424,784.21	5,869,411.79	6.75%
32-Social Work Services	391,084	391,084	19,164.14	371,919.86	4.90%
33-Health Services	2,019,336	2,019,336	132,499.26	1,886,836.74	6.56%
34-Transportation	11,084,084	11,084,084	592,464.90	10,491,619.10	5.35%
36-Co-Curricular	4,328,983	4,328,983	192,849.60	4,136,133.40	4.45%
41-Gen Admin	4,976,266	4,976,266	280,205.42	4,696,060.58	5.63%
51-Maintenance	18,923,478	18,923,478	890,218.51	18,033,259.49	4.70%
52-Security	3,318,546	3,318,546	39,111.61	3,279,434.39	1.18%
53-Data Services	4,452,941	4,452,941	341,400.08	4,111,540.92	7.67%
61-Community Services	296,238	296,238	22,673.89	273,564.11	7.65%
81-Facilities Acquisition & Construction	-	-	-	-	NA
93-Payments to fiscal agents	482,909	482,909	-	482,909.00	0.00%
99-Other Intergovernmental charge	812,000	812,000	-	812,000.00	0.00%
00-Other Uses	-	-	-	-	NA
Total Expenditures and Other Uses	\$ 185,440,560	\$ 185,440,560	\$ 11,261,900.82	\$ 174,178,659.18	6.07%
Excess of Revenues and Other Resources Over (Under) Expenditures and Other Uses	\$ (1,908,173)	\$ (1,908,173)	\$ 8,351,601.70		
Fund Balance July 1, 2019 - <u>(Unaudited)</u>	\$ 56,139,608.01	\$ 56,139,608.01	\$ 56,139,608.01		
Fund Balance Ending - Monthly Reporting Period	\$ 54,231,435.01	\$ 54,231,435.01	\$ 64,491,209.71	\$ 10,259,774.70	

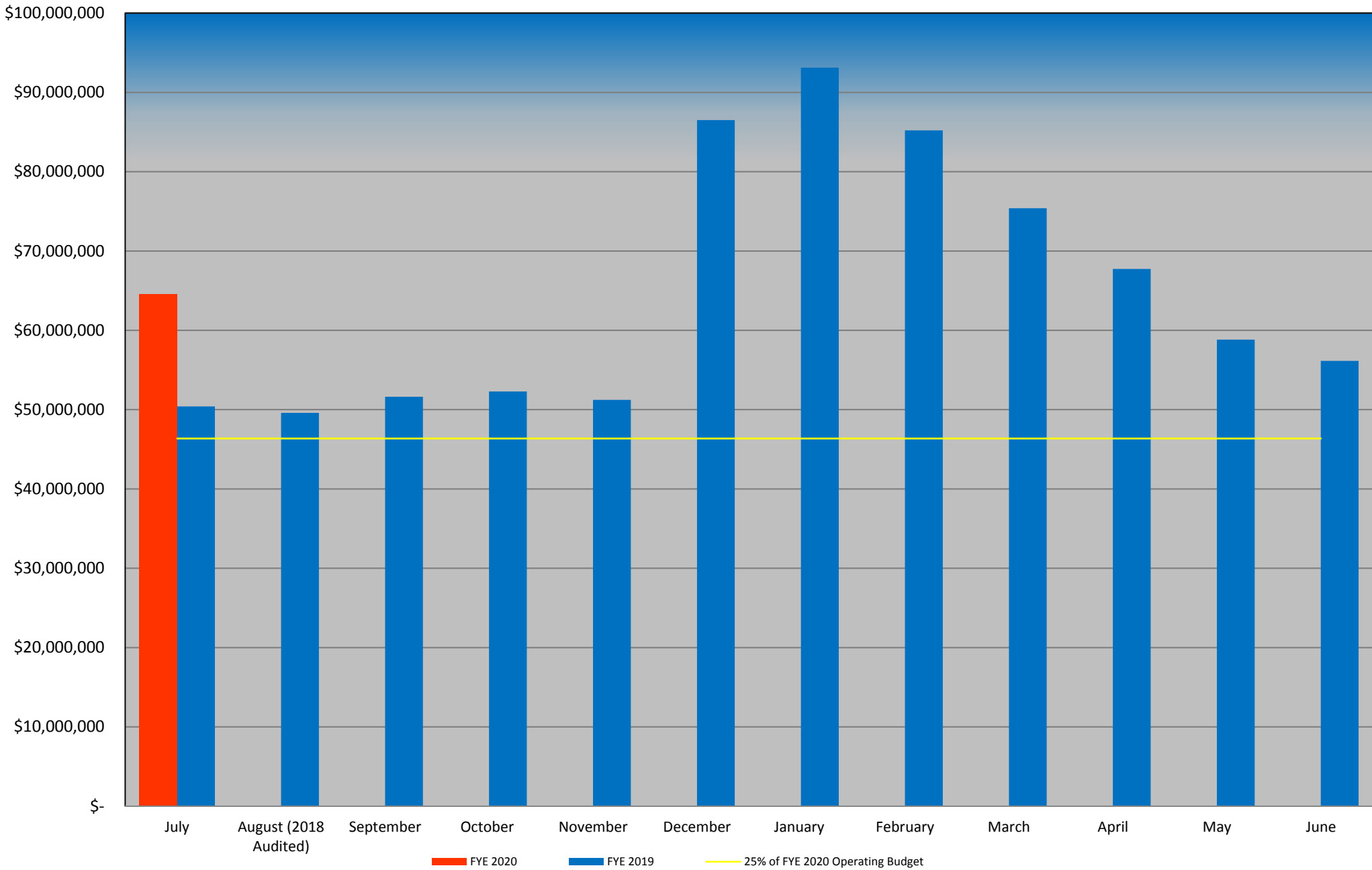
General Fund Revenues Collected to Date



General Fund Expenditures to Date



General Fund Balance by Reporting Month



Hays Consolidated Independent School District
Statement of Revenues, Expenditures, and Changes in Fund Balance - Child Nutrition Fund
for the Month Ending July 31, 2019
(Un-Audited)

	<u>Original</u> <u>Budget</u>	<u>Official</u> <u>Budget</u>	<u>Current Year</u> <u>Actual Revenues/</u> <u>Expenditures</u>	<u>Unrealized/</u> <u>Unexpended</u> <u>Budget</u>	<u>Percentage</u> <u>Y-T-D</u>
Revenues and Other Resources:					
Local	\$ 3,482,786	\$ 3,482,786	\$ 11,595.48	\$ (3,471,190.52)	0.33%
State	45,093	45,093	-	(45,093.00)	0.00%
Federal	5,649,855	5,649,855	-	(5,649,855.00)	0.00%
Other sources	-	-	-	-	NA
Total Revenues and Other Resources	\$ 9,177,734	\$ 9,177,734	\$ 11,595.48	\$ (9,166,138.52)	0.13%
Expenditures and Other Uses:					
35-6100 Payroll	4,321,710	4,321,710	275,785.58	4,045,924.42	6.38%
35-6200 Professional and Contracted Services	398,036	398,036	-	398,036.00	0.00%
35-6341 Food Supplies	3,446,115	3,446,115	-	3,446,115.00	0.00%
35-6342 Non-Food Supplies	32,000	32,000	-	32,000.00	0.00%
35-6344 USDA Commodities	415,477	415,477	-	415,477.00	0.00%
35-6349 Miscellaneous Supplies	55,000	55,000	-	55,000.00	0.00%
35-6300 Supplies & Materials	317,700	317,700	-	317,700.00	0.00%
35-6400 Food Service Other Operating Expenses	191,696	191,696	-	191,696.00	0.00%
35-6600 Food Service Capital Expenses	-	-	-	-	NA
Total Expenditures	\$ 9,177,734	\$ 9,177,734	\$ 275,785.58	\$ 8,901,948.42	3.00%
Excess of Revenues and Other Resources Over (Under) Expenditures and Other Uses	\$ -	\$ -	\$ (264,190.10)		
Fund Balance July 1, 2019 - (Unaudited)	3,644,313.23	3,644,313.23	3,644,313.23		
Fund Balance Ending - Monthly Reporting Period	\$ 3,644,313.23	\$ 3,644,313.23	\$ 3,380,123.13	\$ (264,190.10)	

	<u>Prior Year/Mo.</u>	<u>Current Year/Mo.</u>	<u>Increase/(Decrease)</u>	<u>% Change</u>	<u>Current</u>			
					<u>Prior Year/Day</u>	<u>Year/Day</u>	<u>Increase /</u> <u>(Decrease)</u>	<u>%</u> <u>Change</u>
School Breakfast Program Meals Served: (Days)								
Free-Bkfst	-	-	-	NA	-	-	-	NA
Reduced-Bkfst	-	-	-	NA	-	-	-	NA
Paid-Bkfst	-	-	-	NA	-	-	-	NA
Total	-	-	-	NA	-	-	-	NA
School Lunch Program Meals Served:								
Free-Lunch	-	-	-	NA	-	-	-	NA
Reduced-Lunch	-	-	-	NA	-	-	-	NA
Paid-Lunch	-	-	-	NA	-	-	-	NA
Total	-	-	-	NA	-	-	-	NA

	<u>Prior Year/Mo.</u>	<u>Current Year/Mo.</u>	<u>Increase/(Decrease)</u>	<u>% Change</u>
Number of Children approved for Free Meals	-	-	-	NA
Number of Children approved for Reduced Meals	-	-	-	NA
Total	-	-	-	NA

Hays Consolidated Independent School District
Statement of Revenues, Expenditures, and Changes in Fund Balance - Debt Service Fund
for the Month Ending July 31, 2019
(Un-Audited)

	<u>Original</u> <u>Budget</u>	<u>Official</u> <u>Budget</u>	<u>Current Year</u> <u>Actual Revenues/</u> <u>Expenditures</u>	<u>Unrealized/</u> <u>Unexpended</u> <u>Budget</u>	<u>Percentage</u> <u>Y-T-D</u>
Revenues:					
Local Revenue					
Taxes, Current Year Levy	\$ 40,954,502	\$ 40,954,502	126,714.99	\$ (40,827,787.01)	0.31%
Taxes, Prior Year	250,000	250,000	13,697.74	(236,302.26)	5.48%
Penalties, Interest and Other Tax Revenues	150,000	150,000	14,141.01	(135,858.99)	9.43%
Earnings from Investments	-	-	46,086.25	46,086.25	NA
Miscellaneous Revenue	-	-	-	-	NA
Local Revenue	\$ 41,354,502	\$ 41,354,502	\$ 200,639.99	\$ (41,153,862.01)	0.49%
State Revenue					
Additional State Aid for Homestead Exemption	\$ -	\$ -	\$ -	-	NA
State Revenue	\$ -	\$ -	\$ -	\$ -	NA
Total Revenue	\$ 41,354,502.00	\$ 41,354,502.00	\$ 200,639.99	\$ (41,153,862.01)	0.49%
Expenditures:					
71-6511 Bond Principal	21,822,149	21,822,149	-	21,822,149.00	0.00%
71-6521 Interest on Bonds	19,507,353	19,507,353	-	19,507,353.00	0.00%
71-6599 Other Debt Service Fees	25,000	25,000	-	25,000.00	0.00%
Total Expenditures	\$ 41,354,502	\$ 41,354,502	\$ -	\$ 41,354,502.00	0.00%
Excess of Revenues					
Over (Under) Expenditures	\$ -	\$ -	\$ 200,639.99		
Fund Balance July 1, 2019 - (Unaudited)	\$ 22,964,357.97	\$ 22,964,357.97	\$ 22,964,357.97		
Fund Balance Ending - Monthly Reporting Period	\$ 22,964,357.97	\$ 22,964,357.97	\$ 23,164,997.96	\$ 200,639.99	

Hays Consolidated Independent School District
Statement of Revenues, Expenditures, and Changes in Fund Balance - Capital Project Funds
for the Month Ending July 31, 2019
(Un-Audited)

	<u>2004</u> <u>Capital Projects</u> <u>Program</u>	<u>2006</u> <u>Capital Projects</u> <u>Program</u>	<u>2008</u> <u>Capital Projects</u> <u>Program</u>	<u>2014</u> <u>Capital Projects</u> <u>Program</u>	<u>2017</u> <u>Capital Projects</u> <u>Program</u>	<u>2019 - 2020</u> <u>Capital Projects</u> <u>Total Revenues/</u> <u>Expenses</u>
<i>Revenues and Other Resources:</i>						
Local	\$ 324.72	\$ 226.25	\$ 2,449.01	\$ 6,218.56	\$ 92,678.84	\$ 101,897.38
State	-	-	-	-	-	-
Other sources	-	-	-	-	-	-
Total Revenues and Other Resources	\$ 324.72	\$ 226.25	\$ 2,449.01	\$ 6,218.56	\$ 92,678.84	\$ 101,897.38
<i>Expenditures and Other Uses:</i>						
6100 Payroll	-	-	-	-	-	-
6200 Professional and Contracted Services	-	-	-	-	-	-
6300 Supplies and Materials	-	-	-	-	2,813,157.34	2,813,157.34
6400 Other Operating Expenses	-	-	-	-	-	-
6600 Capital Outlay	-	-	-	-	285,339.15	285,339.15
8000-Other Uses	-	-	-	-	-	-
Total Expenditures	\$ -	\$ -	\$ -	\$ -	\$ 3,098,496.49	\$ 3,098,496.49
Excess of Revenues and Other Resources Over (Under) Expenditures and Other Uses	\$ 324.72	\$ 226.25	\$ 2,449.01	\$ 6,218.56	\$ (3,005,817.65)	\$ (2,996,599.11)
Fund Balance July 1, 2019 - <i>(Unaudited)</i>	\$ 161,236.49	\$ 112,341.08	\$ 1,211,494.25	\$ 2,609,999.75	\$ 36,817,826.19	\$ 39,427,825.94
Fund Balance Ending - Monthly Reporting Period	\$ 161,561.21	\$ 112,567.33	\$ 1,213,943.26	\$ 2,616,218.31	\$ 33,812,008.54	\$ 36,431,226.83

Hays Consolidated Independent School District
Statement of Revenues, Expenditures, and Changes in Fund Balance - Special Revenue Funds (Grants)
for the Month Ending July 31, 2019
(Un-Audited)

	<u>Original</u> <u>Budget</u>	<u>Official</u> <u>Budget</u>	<u>Current Year</u> <u>Actual Revenues/</u> <u>Expenditures</u>	<u>Unrealized/</u> <u>Unexpended</u> <u>Budget</u>	<u>Percentage</u> <u>Y-T-D</u>
Revenues:					
Local	\$ -	\$ -	\$ -	\$ -	NA
State	-	-	-	-	NA
Federal	6,230,410	6,230,410	600,840.09	(5,629,569.91)	9.64%
Total Revenues	\$ 6,230,410	\$ 6,230,410	\$ 600,840.09	\$ (5,629,569.91)	9.64%
Expenditures:					
6100 Payroll	5,050,042	5,050,042	591,745.43	4,458,296.57	11.72%
6200 Professional and Contracted Services	464,200	464,200	-	464,200.00	0.00%
6300 Supplies and Materials	645,476	645,476	9,094.66	636,381.34	1.41%
6400 Other Operating Expenses	70,692	70,692	-	70,692.00	0.00%
6600 Capital Outlay	-	-	-	-	NA
Total Expenditures	\$ 6,230,410	\$ 6,230,410	\$ 600,840.09	\$ 5,629,569.91	9.64%
Excess of Revenues Over (Under) Expenditures	\$ -	\$ -	\$ -	\$ -	
Fund Balance July 1, 2019 - <i>(Unaudited)</i>	\$ -	\$ -	\$ -	\$ -	
Fund Balance Ending - Monthly Reporting Period	\$ -	\$ -	\$ -	\$ -	