

# *Hays Consolidated Independent School District*

## Division of Financial Services

21003 Interstate 35 Frontage Road

Kyle, Texas 78640

Ph: (512) 268-2141

Fx: (512) 268-2147



Date: May 18, 2020

### Monthly Financial Highlights

- The monthly Financial Reports represent financial data through April 30, 2020.
- The cash and investment balances of all funds at month end totals \$131,243,182.00. The General Fund makes up the largest portion of the total with \$74,943,511.27 or roughly 57.10%.
- Through the end of the month (10/12 or 83.33% of the budget year):
  - The General Fund has collected \$144,608,477.28 (76.41% of its budgeted revenue) and has spent \$148,039,879.12 (77.05% of its budgeted expenditures).
  - The Child Nutrition fund has collected \$7,453,945.35 (81.22% of its budgeted revenue) and has spent \$7,033,959.89 (76.64% of its budgeted expenditures).
  - The Debt Service fund collected \$43,318,292.47 (104.75% of its budgeted revenue) and spent \$35,091,343.26 (84.85%) of its budgeted expenditures). Debt service payments are made two times a year, February 15<sup>th</sup> and August 15<sup>th</sup>.
  - The Capital Project funds have expended \$13,502,733.07.00 in the current fiscal year through the month of April 2020 and collected \$582,270.76 in interest revenue.
- Special Revenue funds consist of Federal, State, and local grants received by the District. Some of these grants such as Title I and IDEA are non-competitive federal grants which the District receives based on certain types of student populations reported through PEIMS. Other local grants are “competitive grants” and are awarded based on demonstrated needs. This group of funds also includes the Textbook (IMA) and awarded Education Foundation funds. Total revenue collected is \$9,182,771.49 and total expenditures spent is \$9,715,912.08.
  - A separate fund (499) was created within the Special Revenue group of funds to account for the expenditures incurred as a result of items related to the COVID 19 closure. The District anticipates being reimbursed for these expenditures through various sources (FEMA, CARES Grant, and various miscellaneous grants). The timing of receipt of these funds/grants varies and as a result the District may need to subsidize this fund with an operating transfer from the general fund to offset the expenditures. Once the reimbursements start coming in, the general fund can be reimbursed for the operating transfer. To date the District has identified \$154,395.90 in expenditures. No one expenditure has exceeded \$50,000.

# *Hays Consolidated Independent School District*

## Division of Financial Services

21003 Interstate 35 Frontage Road

Kyle, Texas 78640

Ph: (512) 268-2141

Fx: (512) 268-2147



- Current Tax collections for the month of April 2020 totaled \$864,760.12 representing .69% of the levy collected during the month. Approximately 98.13% of the total levy has been collected through the end of April 2020. In comparison, 98.21% of the total levy was collected through the end of April 2019.

If you should have any questions regarding these financials please contact me.

*Randall Rau*, CPA

Chief Financial Officer  
Hays Consolidated Independent School District

# **Hays Consolidated Independent School District**

## **Financial Reports**



**April 30, 2020**

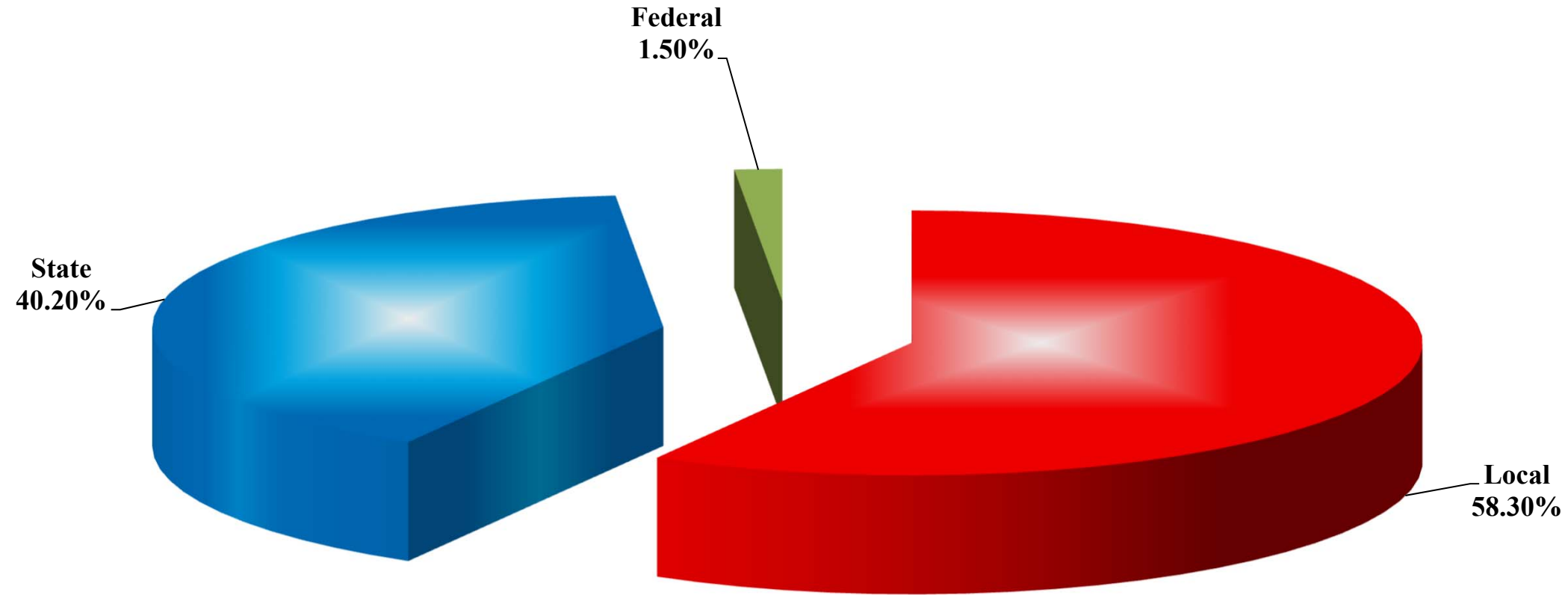
**Hays Consolidated Independent School District**  
**Combined Balance Sheet**  
**for the Month Ending April 30, 2020**  
**(Un-Audited)**

	<u>General</u> <u>Fund</u>	<u>Child Nutrition</u> <u>Fund</u>	<u>Debt Service</u> <u>Fund</u>	<u>Capital</u> <u>Projects Funds</u>	<u>Special Revenue</u> <u>Funds</u>	<u>Total</u>
<b>Assets:</b>						
Cash and Cash Equivalents	\$ 1,924,119.43	\$ 54,656.51	\$ 88,841.44	\$ 507,704.28	\$ 1,689,073.99	\$ 4,264,395.65
Current Investments	73,019,391.84	440,948.36	31,021,044.82	22,497,401.33	-	126,978,786.35
<b>Total Cash and Investments</b>	<b>\$ 74,943,511.27</b>	<b>\$ 495,604.87</b>	<b>\$ 31,109,886.26</b>	<b>\$ 23,005,105.61</b>	<b>\$ 1,689,073.99</b>	<b>\$ 131,243,182.00</b>
Property Taxes - Delinquent	2,293,425.67	-	1,016,654.69	-	-	3,310,080.36
Allowance for Uncollectible Taxes	(626,152.00)	-	(239,922.00)	-	-	(866,074.00)
Due from State Agencies	282,010.54	0.82	-	-	573,621.27	855,632.63
Due from other Governments	-	-	42,134.06	-	16,294.01	58,428.07
Accrued Interest	-	-	-	15,660.19	-	15,660.19
Due from Other Funds	4,461,123.38	4,146,249.78	204,191.65	136,234.47	338,132.42	9,285,931.70
Other Receivables	19,390.56	54,969.04	4,617.00	-	1,358.02	80,334.62
<b>Total Receivables</b>	<b>\$ 6,429,798.15</b>	<b>\$ 4,201,219.64</b>	<b>\$ 1,027,675.40</b>	<b>\$ 151,894.66</b>	<b>\$ 929,405.72</b>	<b>\$ 12,739,993.57</b>
Inventories	-	-	-	-	-	-
Prepaid Items	6,699,242.91	500.00	-	-	-	6,699,742.91
<b>Other Current Assets</b>	<b>\$ 6,699,242.91</b>	<b>\$ 500.00</b>	<b>\$ -</b>	<b>\$ -</b>	<b>\$ -</b>	<b>\$ 6,699,742.91</b>
<b>Total Current Assets</b>	<b>\$ 88,072,552.33</b>	<b>\$ 4,697,324.51</b>	<b>\$ 32,137,561.66</b>	<b>\$ 23,157,000.27</b>	<b>\$ 2,618,479.71</b>	<b>\$ 150,682,918.48</b>
<b>Liabilities and Fund Balance:</b>						
<b>Current Liabilities</b>						
Accounts Payable	\$ 343,425.61	\$ -	\$ -	\$ -	\$ 2,461.95	\$ 345,887.56
Other Liabilities	105.10	-	-	-	-	105.10
Payroll Deductions and Withholdings	2,677,629.00	-	-	-	-	2,677,629.00
Accrued Wages Payable	13,545,417.93	415,343.06	-	-	-	13,960,760.99
Due to Other Funds	5,411,665.70	412,083.85	-	59,750.00	2,867,895.48	8,751,395.03
Due to Student Groups	-	-	-	-	-	-
Due to State Agencies	-	-	-	-	-	-
Due to other Governments	38,254.99	-	-	-	-	38,254.99
Accrued Expenses	-	-	-	-	-	-
Deferred Revenues	4,143,091.56	139,002.63	560,700.26	-	281,262.87	5,124,057.32
Deferred Inflows	1,215,411.00	-	-	-	-	1,215,411.00
<b>Total Liabilities</b>	<b>\$ 27,375,000.89</b>	<b>\$ 966,429.54</b>	<b>\$ 560,700.26</b>	<b>\$ 59,750.00</b>	<b>\$ 3,151,620.30</b>	<b>\$ 32,113,500.99</b>
<b>Fund Balance/Equity</b>						
Reserved/Designated Fund Balance	-	3,310,909.51	23,349,912.19	36,017,712.58	-	62,678,534.28
Reserved for Current Year	-	-	-	-	-	-
Expenditures/Expenses	(3,431,401.84)	419,985.46	8,226,949.21	(12,920,462.31)	(533,140.59)	(8,238,070.07)
Unreserved Fund Balance/Fund Equity	<b>\$ 64,128,953.28</b>	<b>-</b>	<b>-</b>	<b>-</b>	<b>-</b>	<b>64,128,953.28</b>
<b>Total Fund Balance/Equity</b>	<b>\$ 60,697,551.44</b>	<b>\$ 3,730,894.97</b>	<b>\$ 31,576,861.40</b>	<b>\$ 23,097,250.27</b>	<b>\$ (533,140.59)</b>	<b>\$ 118,569,417.49</b>
<b>Total Liabilities and Fund Equity</b>	<b>\$ 88,072,552.33</b>	<b>\$ 4,697,324.51</b>	<b>\$ 32,137,561.66</b>	<b>\$ 23,157,000.27</b>	<b>\$ 2,618,479.71</b>	<b>\$ 150,682,918.48</b>

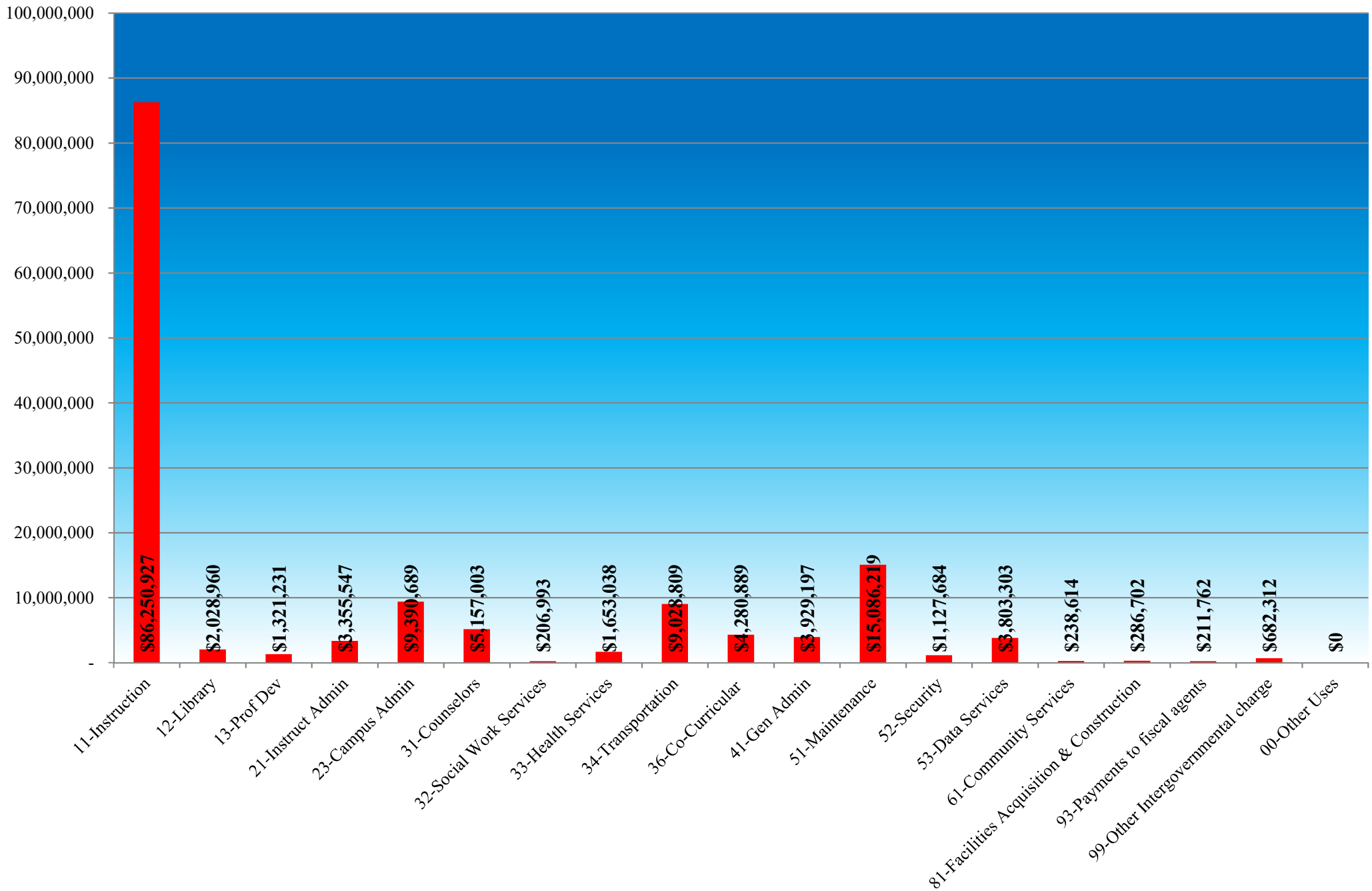
**Hays Consolidated Independent School District**  
**Statement of Revenues, Expenditures, and Changes in Fund Balance - General Fund**  
**for the Month Ending April 30, 2020**  
**(Un-Audited)**

	<u>Original</u> <u>Budget</u>	<u>Official</u> <u>Budget</u>	<u>Current Year</u> <u>Actual Revenues/</u> <u>Expenditures</u>	<u>Unrealized/</u> <u>Unexpended</u> <u>Budget</u>	<u>Percentage</u> <u>Y-T-D</u>
<b>Revenues:</b>					
Local	\$ 82,959,790	\$ 84,630,451	\$ 84,303,426.98	(327,024.02)	99.61%
State	98,872,597	102,077,872	58,130,976.47	(43,946,895.53)	56.95%
Federal	1,700,000	2,541,075	2,174,073.83	(367,001.17)	85.56%
Other Sources	-	-	-	-	NA
<b>Total Revenues</b>	<b>\$ 183,532,387</b>	<b>\$ 189,249,398</b>	<b>\$ 144,608,477.28</b>	<b>\$ (44,640,920.72)</b>	<b>76.41%</b>
<b>Expenditures and Other Uses:</b>					
11-Instruction	107,871,505	112,263,227	86,250,926.67	26,012,300.33	76.83%
12-Library	2,503,505	2,503,505	2,028,960.31	474,544.69	81.04%
13-Prof Dev	2,441,939	2,425,349	1,321,231.36	1,104,117.64	54.48%
21-Instruct Admin	3,415,539	3,603,869	3,355,546.55	248,322.45	93.11%
23-Campus Admin	11,828,011	11,705,703	9,390,688.61	2,315,014.39	80.22%
31-Counselors	6,294,196	6,475,890	5,157,003.26	1,318,886.74	79.63%
32-Social Work Services	391,084	391,084	206,992.99	184,091.01	52.93%
33-Health Services	2,019,336	2,018,800	1,653,037.81	365,762.19	81.88%
34-Transportation	11,084,084	11,152,355	9,028,808.77	2,123,546.23	80.96%
36-Co-Curricular	4,328,983	4,855,912	4,280,889.22	575,022.78	88.16%
41-Gen Admin	4,976,266	4,811,976	3,929,197.24	882,778.76	81.65%
51-Maintenance	18,923,478	19,977,085	15,086,218.71	4,890,866.29	75.52%
52-Security	3,318,546	3,329,122	1,127,684.29	2,201,437.71	33.87%
53-Data Services	4,452,941	4,745,031	3,803,303.48	941,727.52	80.15%
61-Community Services	296,238	301,610	238,613.51	62,996.49	79.11%
81-Facilities Acquisition & Construction	-	273,585	286,702.10	(13,117.10)	104.79%
93-Payments to fiscal agents	482,909	482,909	211,762.04	271,146.96	43.85%
99-Other Intergovernmental charge	812,000	812,000	682,312.20	129,687.80	84.03%
00-Other Uses	-	-	-	-	NA
<b>Total Expenditures and Other Uses</b>	<b>\$ 185,440,560</b>	<b>\$ 192,129,012</b>	<b>\$ 148,039,879.12</b>	<b>\$ 44,089,132.88</b>	<b>77.05%</b>
<b>Excess of Revenues and Other Resources</b>					
<b>Over (Under) Expenditures and Other Uses</b>	<b>\$ (1,908,173)</b>	<b>\$ (2,879,614)</b>	<b>\$ (3,431,401.84)</b>		
<b>Fund Balance July 1, 2019 - (Audited)</b>	<b>\$ 64,128,953.28</b>	<b>\$ 64,128,953.28</b>	<b>\$ 64,128,953.28</b>		
<b>Fund Balance Ending - Monthly Reporting Period</b>	<b>\$ 62,220,780.28</b>	<b>\$ 61,249,339.28</b>	<b>\$ 60,697,551.44</b>	<b>\$ (551,787.84)</b>	

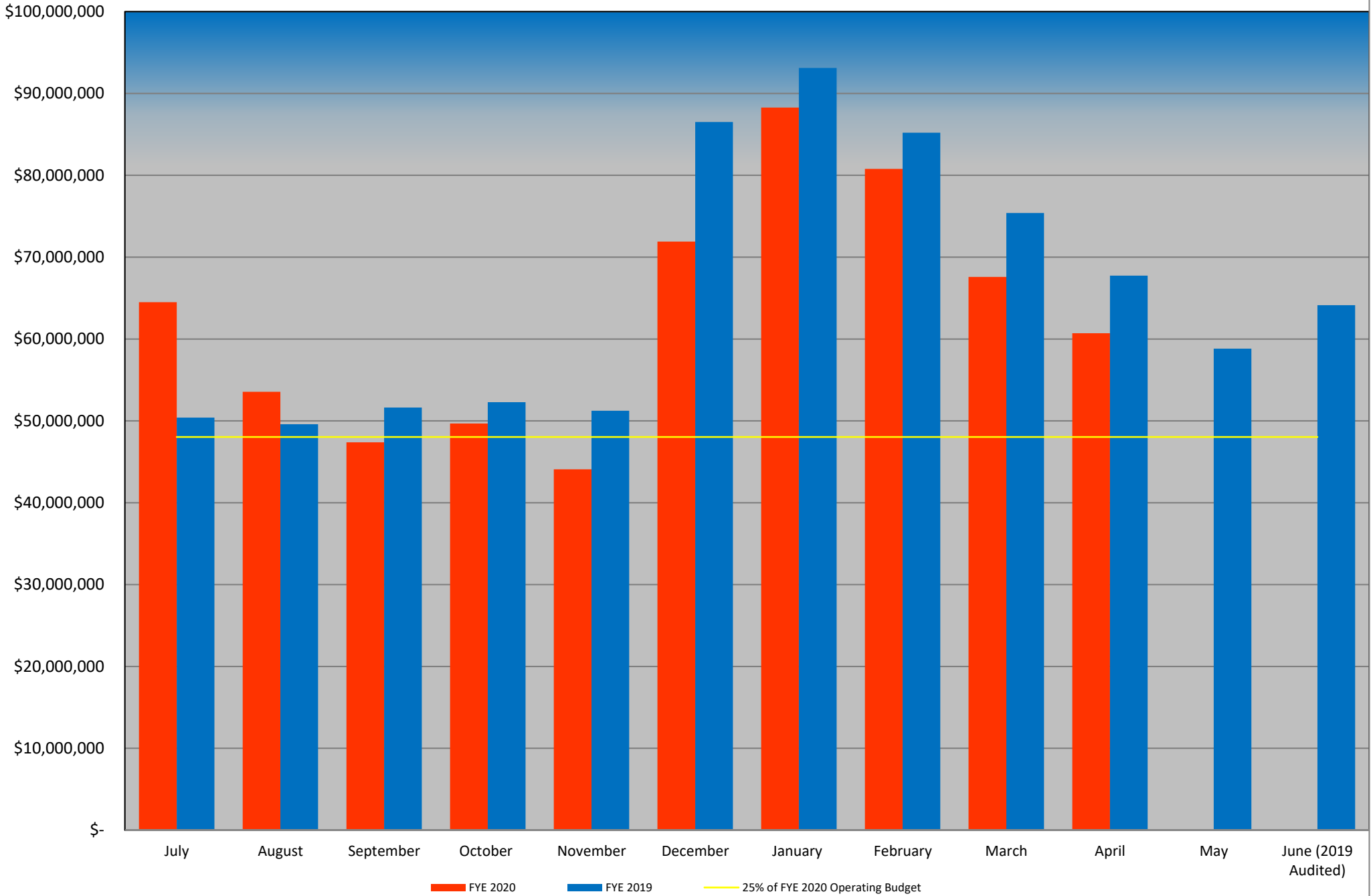
# General Fund Revenues Collected to Date



# General Fund Expenditures to Date



# General Fund Balance by Reporting Month





**Hays Consolidated Independent School District**  
**Statement of Revenues, Expenditures, and Changes in Fund Balance - Child Nutrition Fund**  
**for the Month Ending April 30, 2020**  
**(Un-Audited)**

	<u>Original</u> <u>Budget</u>	<u>Official</u> <u>Budget</u>	<u>Current Year</u> <u>Actual Revenues/</u> <u>Expenditures</u>	<u>Unrealized/</u> <u>Unexpended</u> <u>Budget</u>	<u>Percentage</u> <u>Y-T-D</u>
<b><i>Revenues and Other Resources:</i></b>					
Local	\$ 3,482,786	\$ 3,482,786	\$ 2,625,621.02	\$ (857,164.98)	75.39%
State	45,093	45,093	46,055.74	962.74	102.14%
Federal	5,649,855	5,649,855	4,782,268.59	(867,586.41)	84.64%
Other sources	-	-	-	-	NA
<b>Total Revenues and Other Resources</b>	<b>\$ 9,177,734</b>	<b>\$ 9,177,734</b>	<b>\$ 7,453,945.35</b>	<b>\$ (1,723,788.65)</b>	<b>81.22%</b>
<b><i>Expenditures and Other Uses:</i></b>					
35-6100 Payroll	4,321,710	4,321,710	3,170,753.00	1,150,957.00	73.37%
35-6200 Professional and Contracted Services	398,036	648,036	629,122.40	18,913.60	97.08%
35-6341 Food Supplies	3,446,115	3,147,960	2,887,940.11	260,019.89	91.74%
35-6342 Non-Food Supplies	32,000	257,000	216,261.10	40,738.90	84.15%
35-6344 USDA Commodities	415,477	415,477	-	415,477.00	0.00%
35-6349 Miscellaneous Supplies	55,000	151,301	17,727.98	133,573.02	11.72%
35-6300 Supplies & Materials	317,700	120,086	53,548.60	66,537.40	44.59%
35-6400 Food Service Other Operating Expenses	191,696	13,084	14,034.70	(950.70)	107.27%
35-6600 Food Service Capital Expenses	-	103,080	44,572.00	58,508.00	43.24%
<b>Total Expenditures</b>	<b>\$ 9,177,734</b>	<b>\$ 9,177,734</b>	<b>\$ 7,033,959.89</b>	<b>\$ 2,143,774.11</b>	<b>76.64%</b>
<b>Excess of Revenues and Other Resources Over (Under) Expenditures and Other Uses</b>	<b>\$ -</b>	<b>\$ -</b>	<b>\$ 419,985.46</b>		
<b>Fund Balance July 1, 2019 - <i>(Audited)</i></b>	<b>3,310,909.51</b>	<b>3,310,909.51</b>	<b>3,310,909.51</b>		
<b>Fund Balance Ending - Monthly Reporting Period</b>	<b>\$ 3,310,909.51</b>	<b>\$ 3,310,909.51</b>	<b>\$ 3,730,894.97</b>	<b>\$ 419,985.46</b>	

**Hays Consolidated Independent School District**  
**Statement of Revenues, Expenditures, and Changes in Fund Balance - Debt Service Fund**  
**for the Month Ending April 30, 2020**  
**(Un-Audited)**

	<u>Original Budget</u>	<u>Official Budget</u>	<u>Current Year Actual Revenues/ Expenditures</u>	<u>Unrealized/ Unexpended Budget</u>	<u>Percentage Y-T-D</u>
<b>Revenues:</b>					
<b>Local Revenue</b>					
Taxes, Current Year Levy	\$ 40,954,502	\$ 40,954,502	41,848,771.39	\$ 894,269.39	102.18%
Taxes, Prior Year	250,000	250,000	99,031.16	(150,968.84)	39.61%
Penalties, Interest and Other Tax Revenues	150,000	150,000	135,607.25	(14,392.75)	90.40%
Earnings from Investments	-	-	217,110.87	217,110.87	NA
Miscellaneous Revenue	-	-	102,643.80	102,643.80	NA
<b>Local Revenue</b>	<b>\$ 41,354,502</b>	<b>\$ 41,354,502</b>	<b>\$ 42,403,164.47</b>	<b>\$ 1,048,662.47</b>	<b>102.54%</b>
<b>State Revenue</b>					
Additional State Aid for Homestead Exemption	\$ -	\$ -	\$ 915,128.00	915,128.00	NA
<b>State Revenue</b>	<b>\$ -</b>	<b>\$ -</b>	<b>\$ 915,128.00</b>	<b>\$ 915,128</b>	<b>NA</b>
<b>Total Revenue</b>	<b>\$ 41,354,502.00</b>	<b>\$ 41,354,502.00</b>	<b>\$ 43,318,292.47</b>	<b>\$ 1,963,790.47</b>	<b>104.75%</b>
<b>Expenditures:</b>					
71-6511 Bond Principal	21,822,149	21,631,502	15,374,631.25	6,256,870.75	71.08%
71-6521 Interest on Bonds	19,507,353	19,698,000	19,697,222.01	777.99	100.00%
71-6599 Other Debt Service Fees	25,000	25,000	19,490.00	5,510.00	77.96%
<b>Total Expenditures</b>	<b>\$ 41,354,502</b>	<b>\$ 41,354,502</b>	<b>\$ 35,091,343.26</b>	<b>\$ 6,263,158.74</b>	<b>84.85%</b>
<b>Excess of Revenues Over (Under) Expenditures</b>	<b>\$ -</b>	<b>\$ -</b>	<b>\$ 8,226,949.21</b>		
<b>Fund Balance July 1, 2019 - (Audited)</b>	<b>\$ 23,349,912.19</b>	<b>\$ 23,349,912.19</b>	<b>\$ 23,349,912.19</b>		
<b>Fund Balance Ending - Monthly Reporting Period</b>	<b>\$ 23,349,912.19</b>	<b>\$ 23,349,912.19</b>	<b>\$ 31,576,861.40</b>	<b>\$ 8,226,949.21</b>	

**Hays Consolidated Independent School District**  
**Statement of Revenues, Expenditures, and Changes in Fund Balance - Capital Project Funds**  
**for the Month Ending April 30, 2020**  
**(Un-Audited)**

	<u>2004</u> <u>Capital Projects</u> <u>Program</u>	<u>2006</u> <u>Capital Projects</u> <u>Program</u>	<u>2008</u> <u>Capital Projects</u> <u>Program</u>	<u>2014</u> <u>Capital Projects</u> <u>Program</u>	<u>2017</u> <u>Capital Projects</u> <u>Program</u>	<u>2019 - 2020</u> <u>Capital Projects</u> <u>Total Revenues/</u> <u>Expenses</u>
<b><i>Revenues and Other Resources:</i></b>						
Local	\$ 2,906.40	\$ 1,576.70	\$ 16,482.90	\$ 32,597.34	\$ 528,707.42	\$ 582,270.76
State	-	-	-	-	-	-
Other sources	-	-	-	-	-	-
<b>Total Revenues and Other Resources</b>	<b>\$ 2,906.40</b>	<b>\$ 1,576.70</b>	<b>\$ 16,482.90</b>	<b>\$ 32,597.34</b>	<b>\$ 528,707.42</b>	<b>\$ 582,270.76</b>
<b><i>Expenditures and Other Uses:</i></b>						
6100 Payroll	-	-	-	-	-	-
6200 Professional and Contracted Services	2,195.00	-	5,200.00	92,496.86	762,002.00	861,893.86
6300 Supplies and Materials	-	-	209,727.11	7,117.00	3,257,561.49	3,474,405.60
6400 Other Operating Expenses	-	-	-	10,783.97	-	10,783.97
6600 Capital Outlay	-	-	7,474.10	1,772,312.91	7,375,862.63	9,155,649.64
8000-Other Uses	-	-	-	-	-	-
<b>Total Expenditures</b>	<b>\$ 2,195.00</b>	<b>\$ -</b>	<b>\$ 222,401.21</b>	<b>\$ 1,882,710.74</b>	<b>\$ 11,395,426.12</b>	<b>\$ 13,502,733.07</b>
<b>Excess of Revenues and Other Resources</b>						
<b>Over (Under) Expenditures and Other Uses</b>	<b>\$ 711.40</b>	<b>\$ 1,576.70</b>	<b>\$ (205,918.31)</b>	<b>\$ (1,850,113.40)</b>	<b>\$ (10,866,718.70)</b>	<b>\$ (12,920,462.31)</b>
<b>Fund Balance July 1, 2019 - <i>(Audited)</i></b>	<b>\$ 213,380.55</b>	<b>\$ 112,341.08</b>	<b>\$ 1,211,494.25</b>	<b>\$ 2,608,943.09</b>	<b>\$ 31,871,553.61</b>	<b>\$ 36,017,712.58</b>
<b>Fund Balance Ending - Monthly Reporting Period</b>	<b>\$ 214,091.95</b>	<b>\$ 113,917.78</b>	<b>\$ 1,005,575.94</b>	<b>\$ 758,829.69</b>	<b>\$ 21,004,834.91</b>	<b>\$ 23,097,250.27</b>

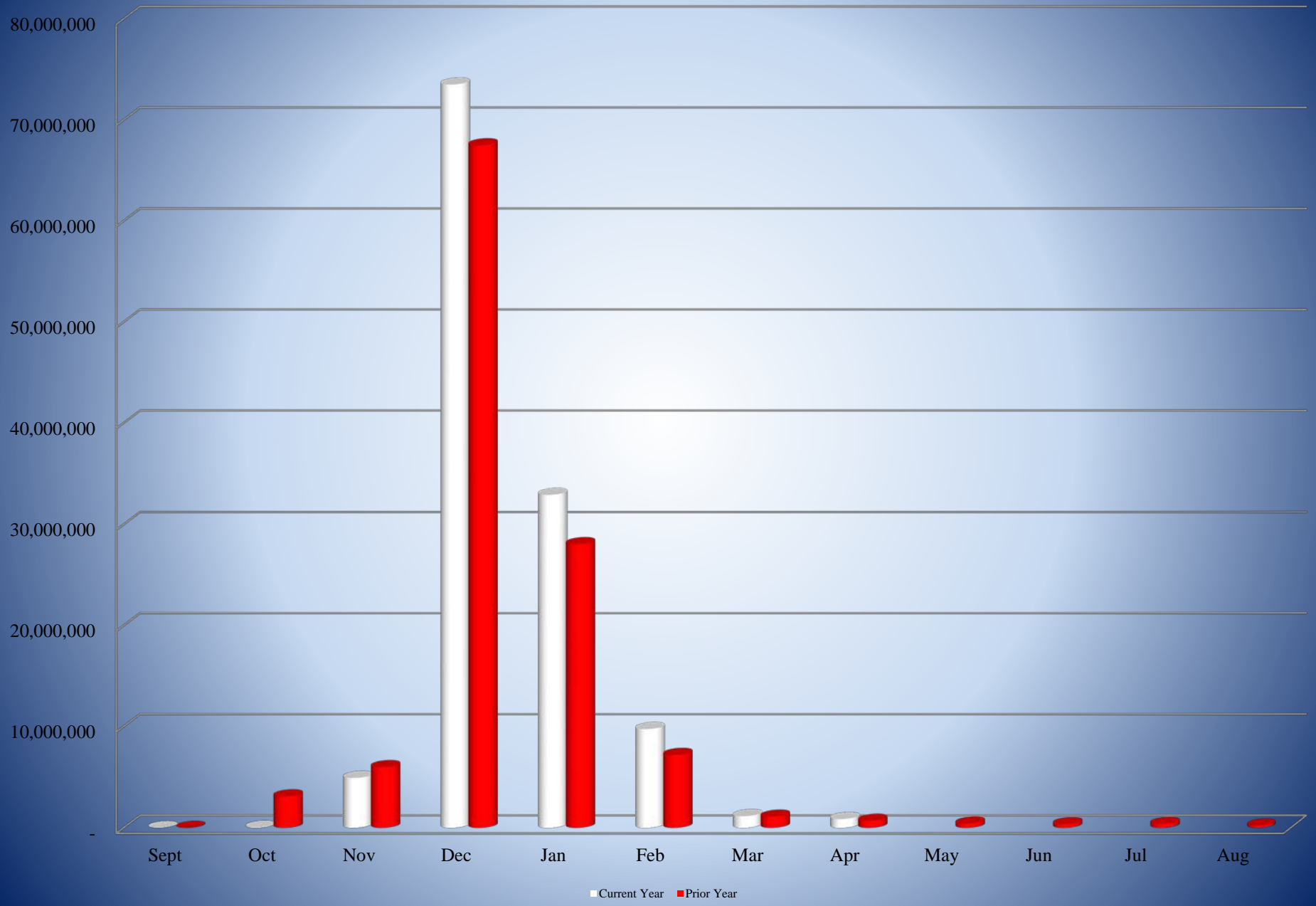
**Hays Consolidated Independent School District**  
**Statement of Revenues, Expenditures, and Changes in Fund Balance - Special Revenue Funds (Grants)**  
**for the Month Ending April 30, 2020**  
**(Un-Audited)**

	<u>Original</u> <u>Budget</u>	<u>Official</u> <u>Budget</u>	<u>Current Year</u> <u>Actual Revenues/</u> <u>Expenditures</u>	<u>Unrealized/</u> <u>Unexpended</u> <u>Budget</u>	<u>Percentage</u> <u>Y-T-D</u>
<b>Revenues:</b>					
Local	\$ -	\$ 177,958	\$ 193,324.75	\$ 15,366.75	108.64%
State	-	4,594,487	4,387,449.68	(207,037.32)	95.49%
Federal	6,230,410	6,966,264	4,601,997.06	(2,364,266.94)	66.06%
<b>Total Revenues</b>	<b>\$ 6,230,410</b>	<b>\$ 11,738,709</b>	<b>\$ 9,182,771.49</b>	<b>\$ (2,555,937.51)</b>	<b>78.23%</b>
<b>Expenditures:</b>					
6100 Payroll	5,050,042	6,626,466	5,531,065.99	1,095,400.01	83.47%
6200 Professional and Contracted Services	464,200	719,399	589,627.81	129,771.19	81.96%
6300 Supplies and Materials	645,476	4,140,680	3,489,169.40	651,510.60	84.27%
6400 Other Operating Expenses	70,692	166,577	106,048.88	60,528.12	63.66%
6600 Capital Outlay	-	-	-	-	NA
<b>Total Expenditures</b>	<b>\$ 6,230,410</b>	<b>\$ 11,653,122</b>	<b>\$ 9,715,912.08</b>	<b>\$ 1,937,209.92</b>	<b>83.38%</b>
<b>Excess of Revenues</b> <b>Over (Under) Expenditures</b>	<b>\$ -</b>	<b>\$ 85,587.00</b>	<b>\$ (533,140.59)</b>		
<b>Fund Balance July 1, 2019 - (Audited)</b>	<b>\$ -</b>	<b>\$ -</b>	<b>\$ -</b>	<b>\$ -</b>	
<b>Fund Balance Ending - Monthly Reporting Period</b>	<b>\$ -</b>	<b>\$ 85,587.00</b>	<b>\$ (533,140.59)</b>	<b>\$ (618,727.59)</b>	

**Hays Consolidated Independent School District**  
**Monthly Tax Collection Report**  
**for the Month Ending April 30, 2020**

	<b>Prior Year 2018 - 2019</b>				<b>Current Year 2019 - 2020</b>			
	<b><u>General Fund</u></b>	<b><u>Debt Service Fund</u></b>	<b><u>Total</u></b>	<b><u>% of Levy</u></b>	<b><u>General Fund</u></b>	<b><u>Debt Service Fund</u></b>	<b><u>Total</u></b>	<b><u>% of Levy</u></b>
<b><u>Current Month Tax Collections:</u></b>								
5711 Taxes-Current Year Tax Levy	\$ 475,120.90	\$ 227,408.89	\$ 702,529.79	<b>0.61%</b>	\$ 571,597.23	\$ 293,162.89	\$ 864,760.12	<b>0.69%</b>
5712 Taxes-Delinquent Collections	\$ 24,999.42	\$ 11,965.57	\$ 36,964.99		\$ 28,762.92	\$ 13,611.06	\$ 42,373.98	
5719 Penalties and Interest	\$ 58,938.96	\$ 28,210.18	\$ 87,149.14		\$ 51,606.64	\$ 26,174.08	\$ 77,780.72	
<b>Total Current Month Collections</b>	<b>\$ 559,059.28</b>	<b>\$ 267,584.64</b>	<b>\$ 826,643.92</b>		<b>\$ 651,966.79</b>	<b>\$ 332,948.03</b>	<b>\$ 984,914.82</b>	
<b><u>Fiscal Year to Date Collections:</u></b>								
5711 Taxes-Current Year Tax Levy	\$ 76,879,095.41	\$ 36,796,929.15	\$ 113,676,024.56	<b>98.21%</b>	\$ 81,403,851.54	\$ 41,752,067.12	\$ 123,155,918.66	<b>98.13%</b>
5712 Taxes-Delinquent Collections	\$ 273,343.00	\$ 130,831.19	\$ 404,174.19		\$ 339,987.58	\$ 161,651.06	\$ 501,638.64	
5719 Penalties and Interest	\$ 258,494.01	\$ 123,723.95	\$ 382,217.96		\$ 263,455.41	\$ 130,967.12	\$ 394,422.53	
<b>Total Revenue Collected</b>	<b>\$ 77,410,932.42</b>	<b>\$ 37,051,484.29</b>	<b>\$ 114,462,416.71</b>		<b>82,007,294.53</b>	<b>42,044,685.30</b>	<b>124,051,979.83</b>	
<b>Total Budgeted Tax Revenue (Current, Delinquent, Penalty &amp; Interest)</b>	<b>\$ 77,328,381.00</b>	<b>\$ 37,323,227.00</b>	<b>\$ 114,651,608.00</b>		<b>\$ 82,048,026.00</b>	<b>\$ 41,354,502.00</b>	<b>\$ 123,402,528.00</b>	
<b>Percentage of Budget Collected</b>	<b>100.11%</b>	<b>99.27%</b>	<b>99.83%</b>		<b>99.95%</b>	<b>101.67%</b>	<b>100.53%</b>	

# Month to Date Tax Collections Current Levy



# Year to Date Tax Collections Current Levy

