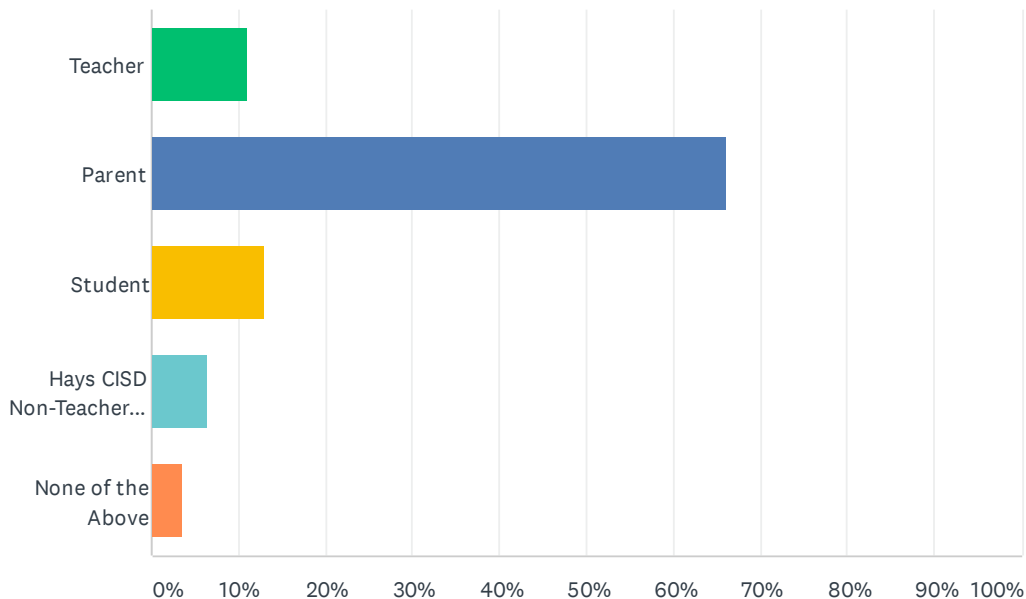


**HAYS CISD
BACK-TO-SCHOOL
COVID SURVEY**

**11,638 RESPONSES
SURVEY CLOSED JULY 1, 2020**

Q1 I am a:

Answered: 11,638 Skipped: 0

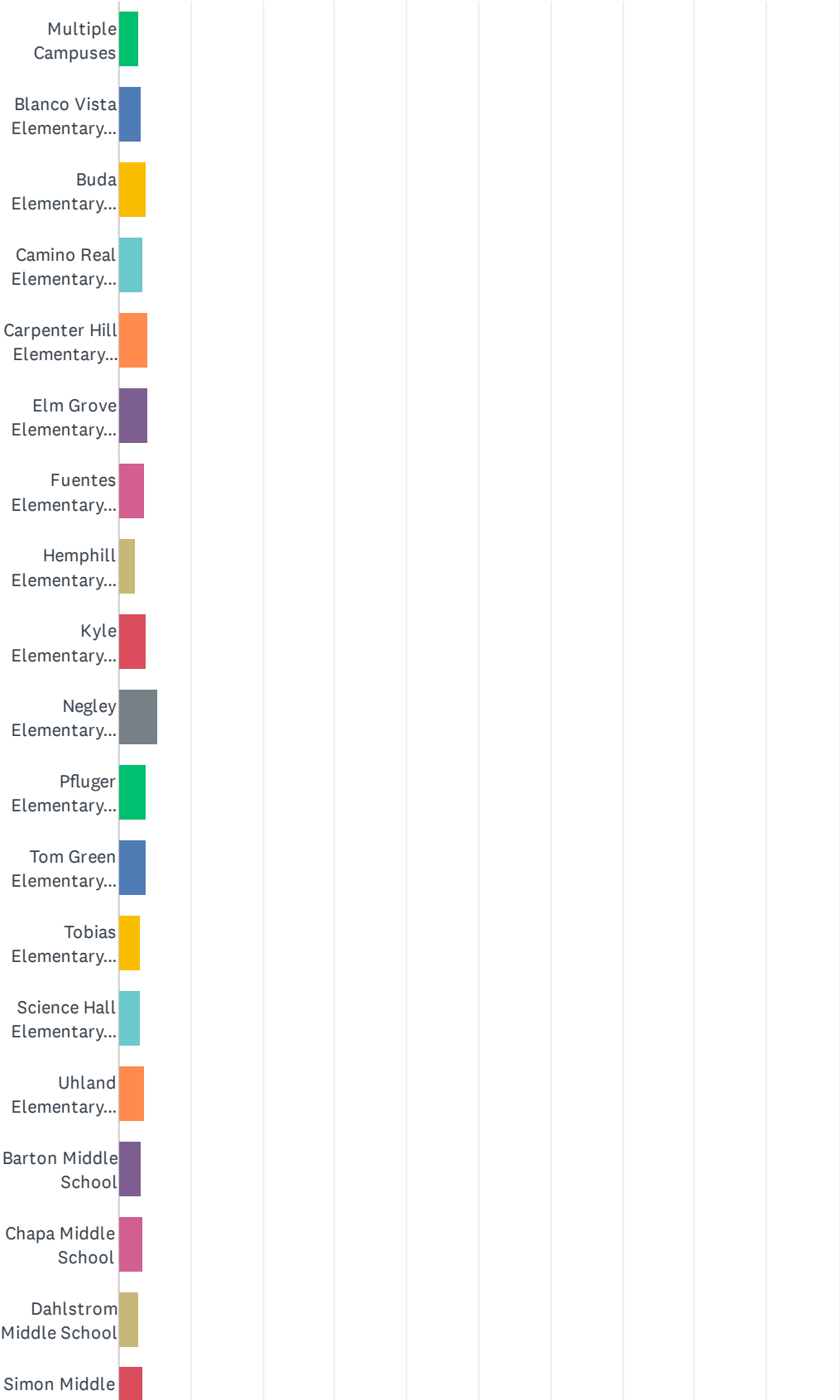


ANSWER CHOICES	RESPONSES	
Teacher	11.02%	1,282
Parent	66.05%	7,687
Student	12.97%	1,509
Hays CISD Non-Teacher Employee	6.38%	743
None of the Above	3.58%	417
TOTAL		11,638

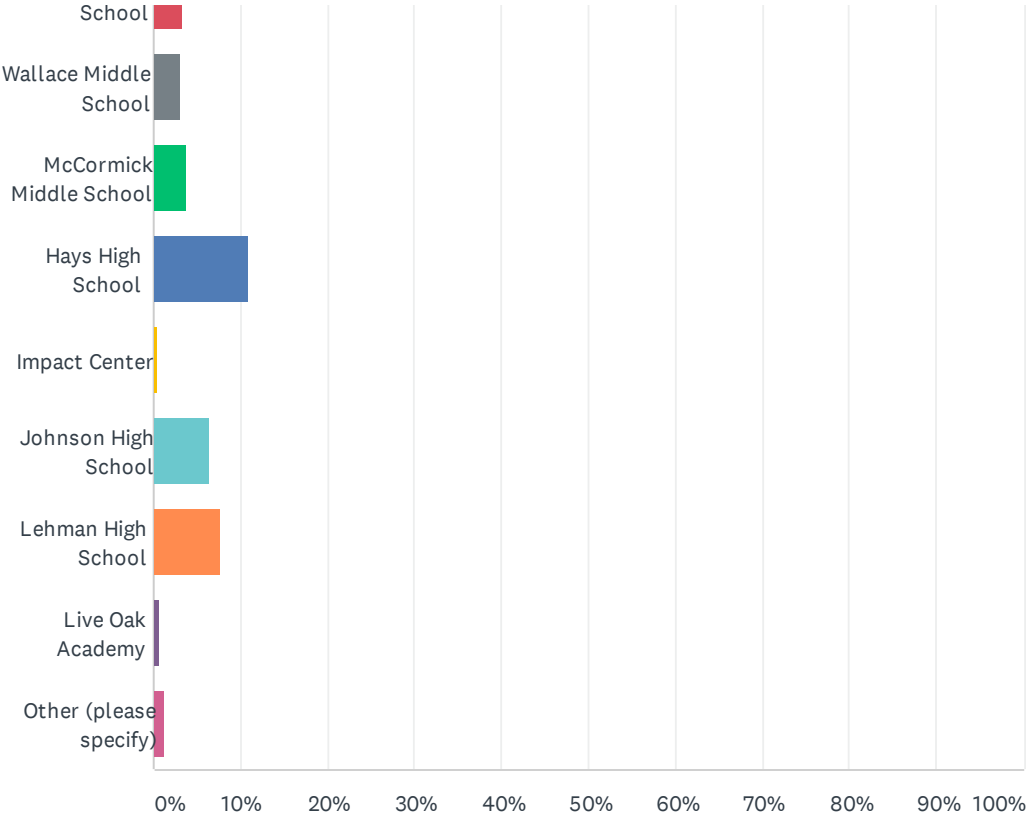
TEACHER RESPONSES

Q2 I teach at (select one):

Answered: 1,035 Skipped: 10,603



Hays CISD COVID-19 Survey

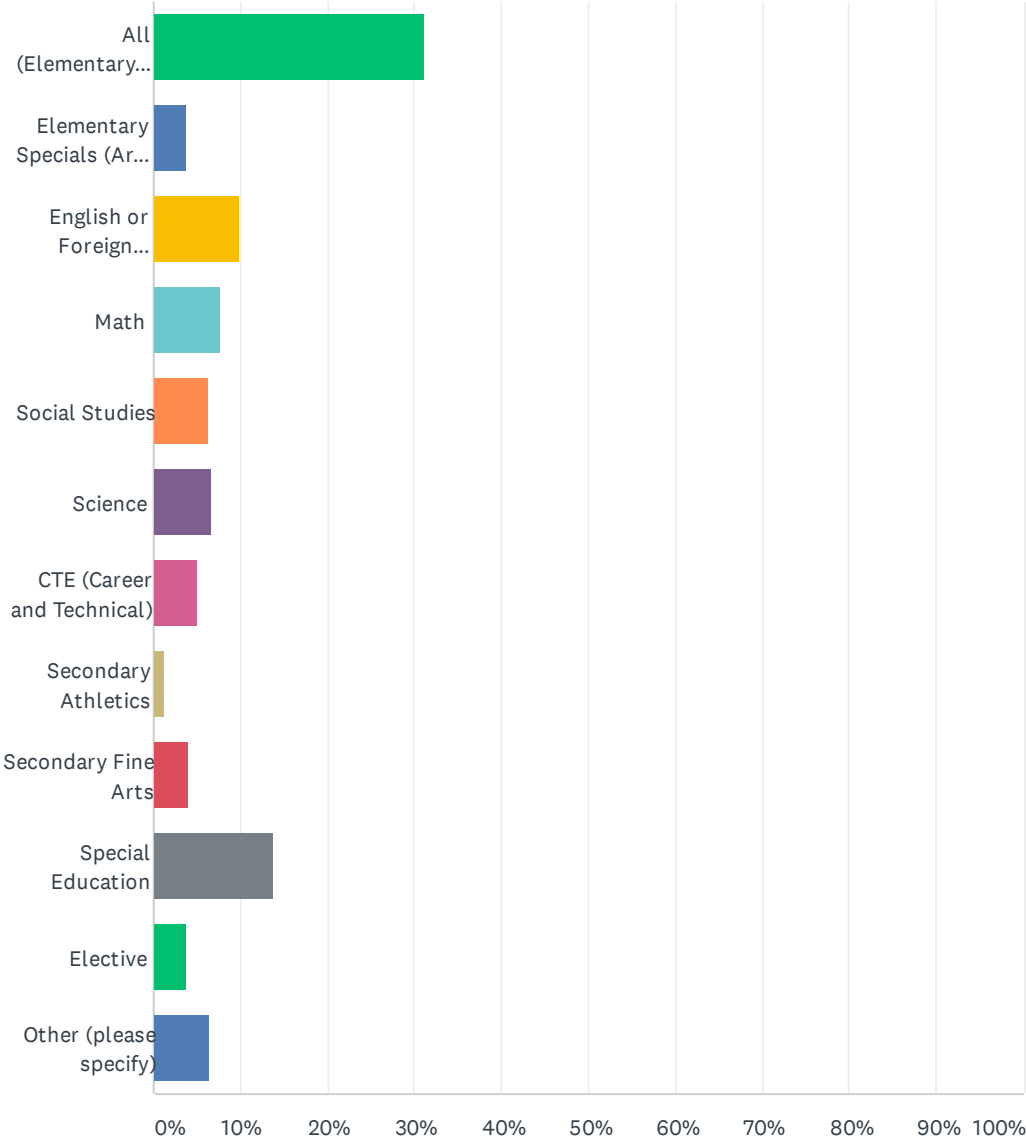


Hays CISD COVID-19 Survey

ANSWER CHOICES	RESPONSES	
Multiple Campuses	2.80%	29
Blanco Vista Elementary School	3.19%	33
Buda Elementary School	3.86%	40
Camino Real Elementary School	3.38%	35
Carpenter Hill Elementary School	4.06%	42
Elm Grove Elementary School	3.96%	41
Fuentes Elementary School	3.57%	37
Hemphill Elementary School	2.32%	24
Kyle Elementary School	3.86%	40
Negley Elementary School	5.51%	57
Pflugger Elementary School	3.67%	38
Tom Green Elementary School	3.67%	38
Tobias Elementary School	2.90%	30
Science Hall Elementary School	2.90%	30
Uhland Elementary School	3.48%	36
Barton Middle School	3.19%	33
Chapa Middle School	3.29%	34
Dahlstrom Middle School	2.80%	29
Simon Middle School	3.29%	34
Wallace Middle School	3.09%	32
McCormick Middle School	3.86%	40
Hays High School	10.82%	112
Impact Center	0.39%	4
Johnson High School	6.47%	67
Lehman High School	7.73%	80
Live Oak Academy	0.68%	7
Other (please specify)	1.26%	13
TOTAL		1,035

Q3 The primary subject I teach is:

Answered: 1,035 Skipped: 10,603

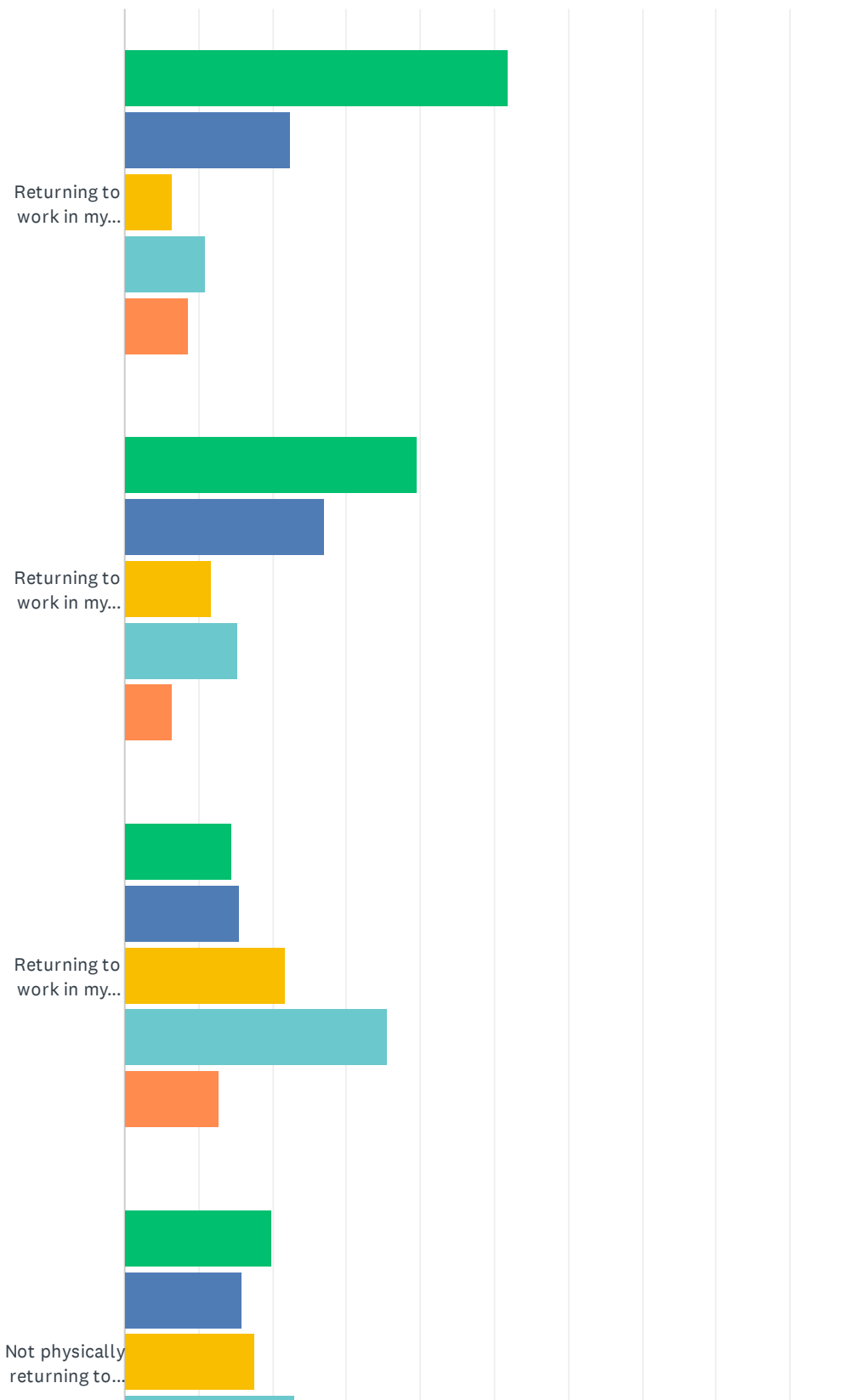


Hays CISD COVID-19 Survey

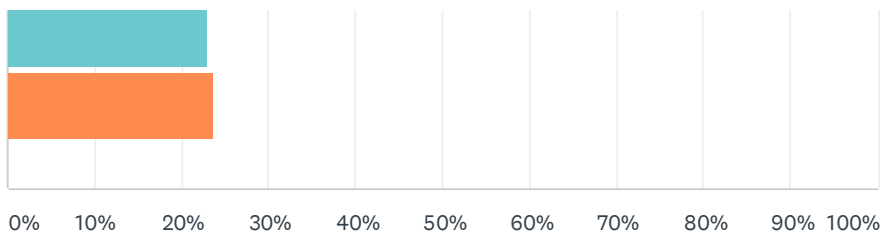
ANSWER CHOICES	RESPONSES	
All (Elementary Teacher)	31.21%	323
Elementary Specials (Art, Music, PE, Technology)	3.77%	39
English or Foreign Language	9.86%	102
Math	7.83%	81
Social Studies	6.18%	64
Science	6.67%	69
CTE (Career and Technical)	5.12%	53
Secondary Athletics	1.26%	13
Secondary Fine Arts	4.06%	42
Special Education	13.72%	142
Elective	3.86%	40
Other (please specify)	6.47%	67
TOTAL		1,035

Q4 If social distancing ordinances or needs are still in effect in August, and there is no vaccine yet available for COVID-19, I support:

Answered: 1,035 Skipped: 10,603



Hays CISD COVID-19 Survey

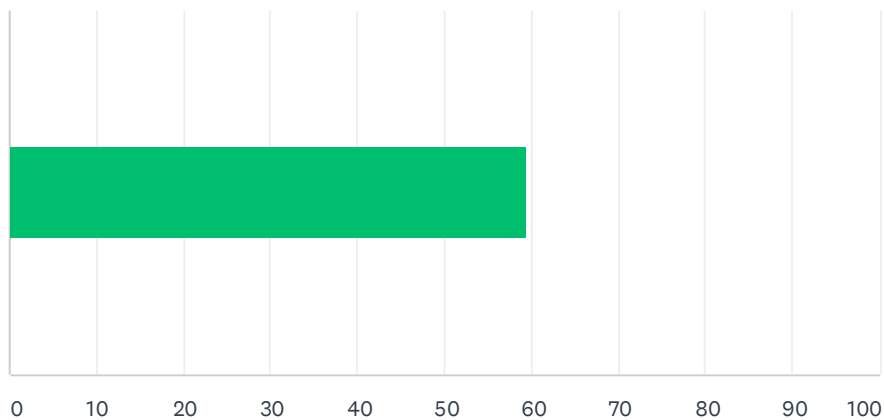


■ Strongly Disagree
 ■ Disagree
 ■ Neutral
 ■ Agree
 ■ Strongly Agree

	STRONGLY DISAGREE	DISAGREE	NEUTRAL	AGREE	STRONGLY AGREE	TOTAL	WEIGHTED AVERAGE
Returning to work in my classroom normally with few or no real concerns.	51.79% 536	22.42% 232	6.47% 67	10.82% 112	8.50% 88	1,035	2.02
Returning to work in my classroom with all of my students present, provided that everyone wears a face mask and practices hand sanitizing.	39.61% 410	27.05% 280	11.69% 121	15.17% 157	6.47% 67	1,035	2.22
Returning to work in my classroom with a limited number of students allowed in the classroom at the same time. (This would require students working part-time from home and part-time in the classroom)	14.49% 150	15.56% 161	21.74% 225	35.56% 368	12.66% 131	1,035	3.16
Not physically returning to school and continuing to teach all of my students online.	19.90% 206	15.85% 164	17.58% 182	23.00% 238	23.67% 245	1,035	3.15

Q5 On a scale of 0 to 100, how well have you been able to meet the needs of your students through remote learning?

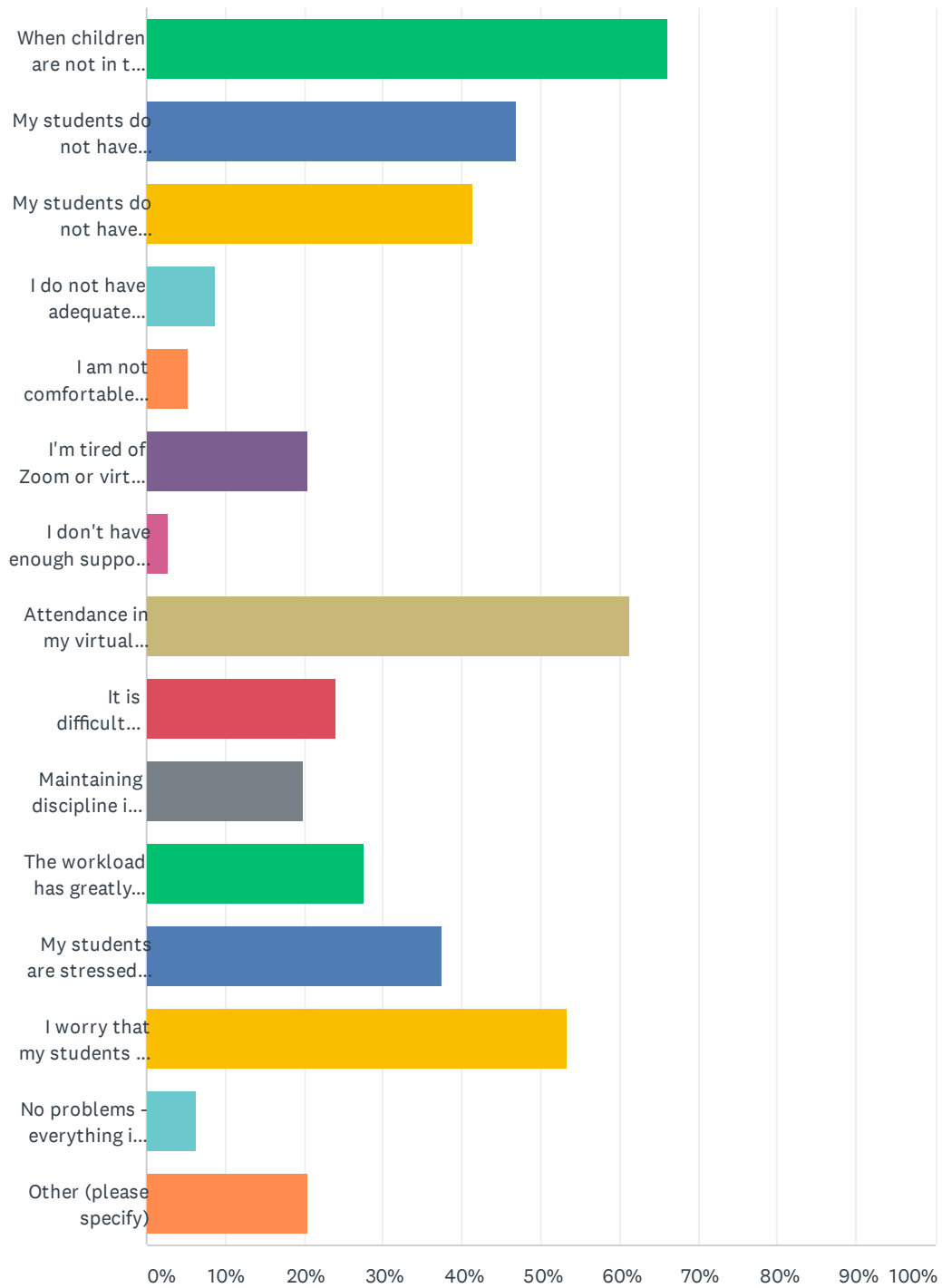
Answered: 1,035 Skipped: 10,603



ANSWER CHOICES	AVERAGE NUMBER	TOTAL NUMBER	RESPONSES
	59	61,576	1,035
Total Respondents: 1,035			

Q6 What have been or are your biggest challenges with remote teaching? (Check all that apply)

Answered: 1,035 Skipped: 10,603



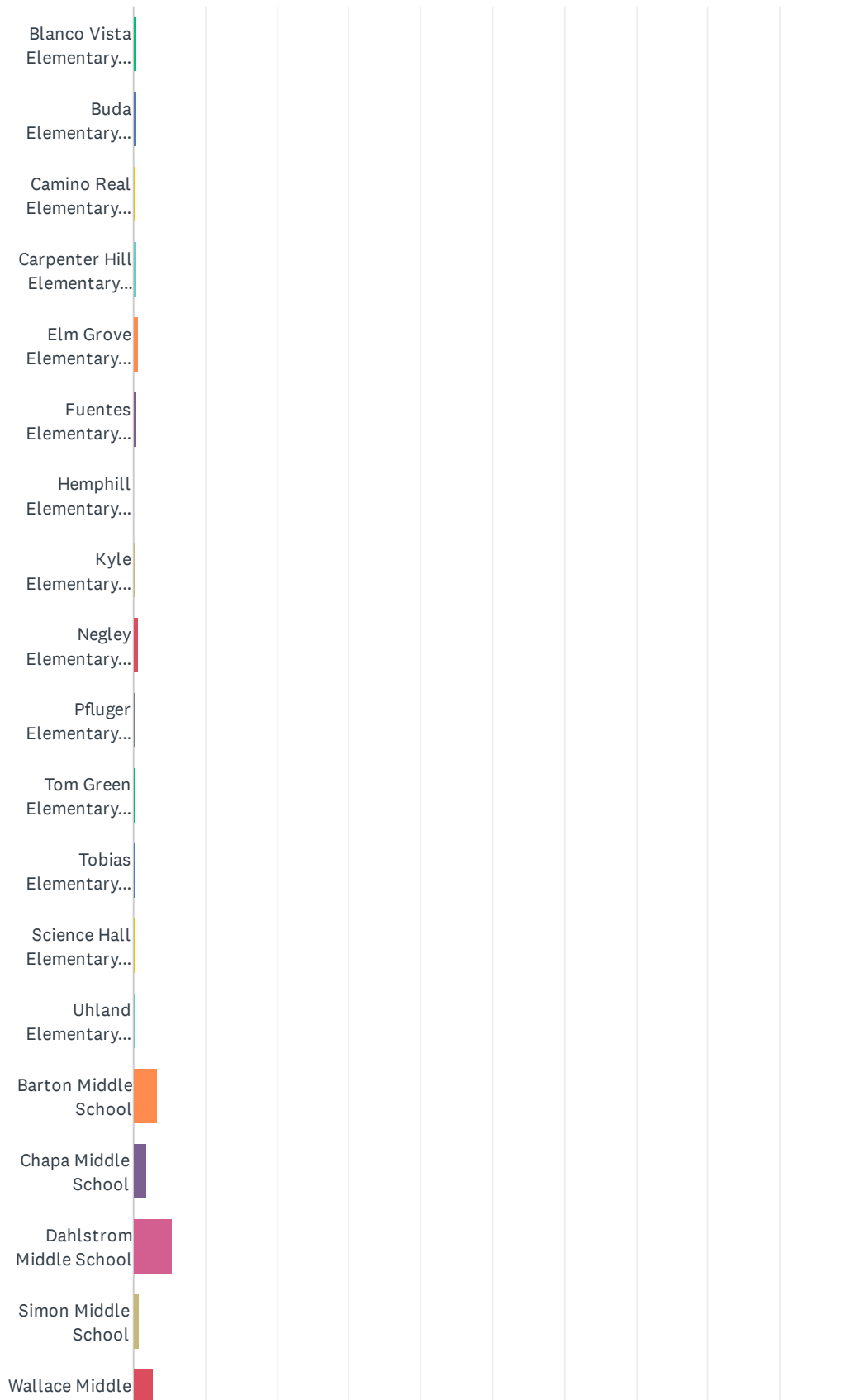
Hays CISD COVID-19 Survey

ANSWER CHOICES	RESPONSES	
When children are not in the classroom, they miss out on opportunities that can't be created virtually.	66.18%	685
My students do not have adequate access to digital devices.	46.96%	486
My students do not have adequate access to internet service.	41.35%	428
I do not have adequate technology or internet service as a teacher to support my students.	8.70%	90
I am not comfortable with technology or software and need additional professional development.	5.31%	55
I'm tired of Zoom or virtual meetings.	20.58%	213
I don't have enough support from my campus or district leadership.	2.71%	28
Attendance in my virtual classroom is poor.	61.35%	635
It is difficult working from home because of distractions or needs of others in my household.	24.06%	249
Maintaining discipline in a virtual classroom is difficult.	19.90%	206
The workload has greatly increased by having to teach in a virtual environment.	27.54%	285
My students are stressed or are having difficulty understanding lessons because of the virtual environment.	37.49%	388
I worry that my students are falling behind.	53.33%	552
No problems - everything is working well.	6.18%	64
Other (please specify)	20.58%	213
Total Respondents: 1,035		

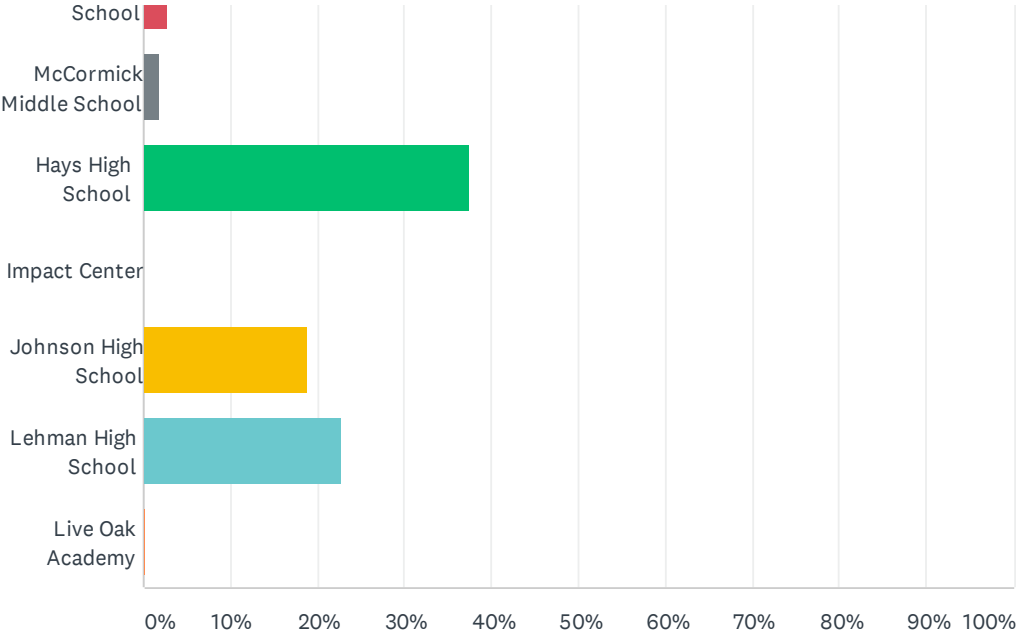
STUDENT RESPONSES

Q8 I attend (check one):

Answered: 1,081 Skipped: 10,557



Hays CISD COVID-19 Survey

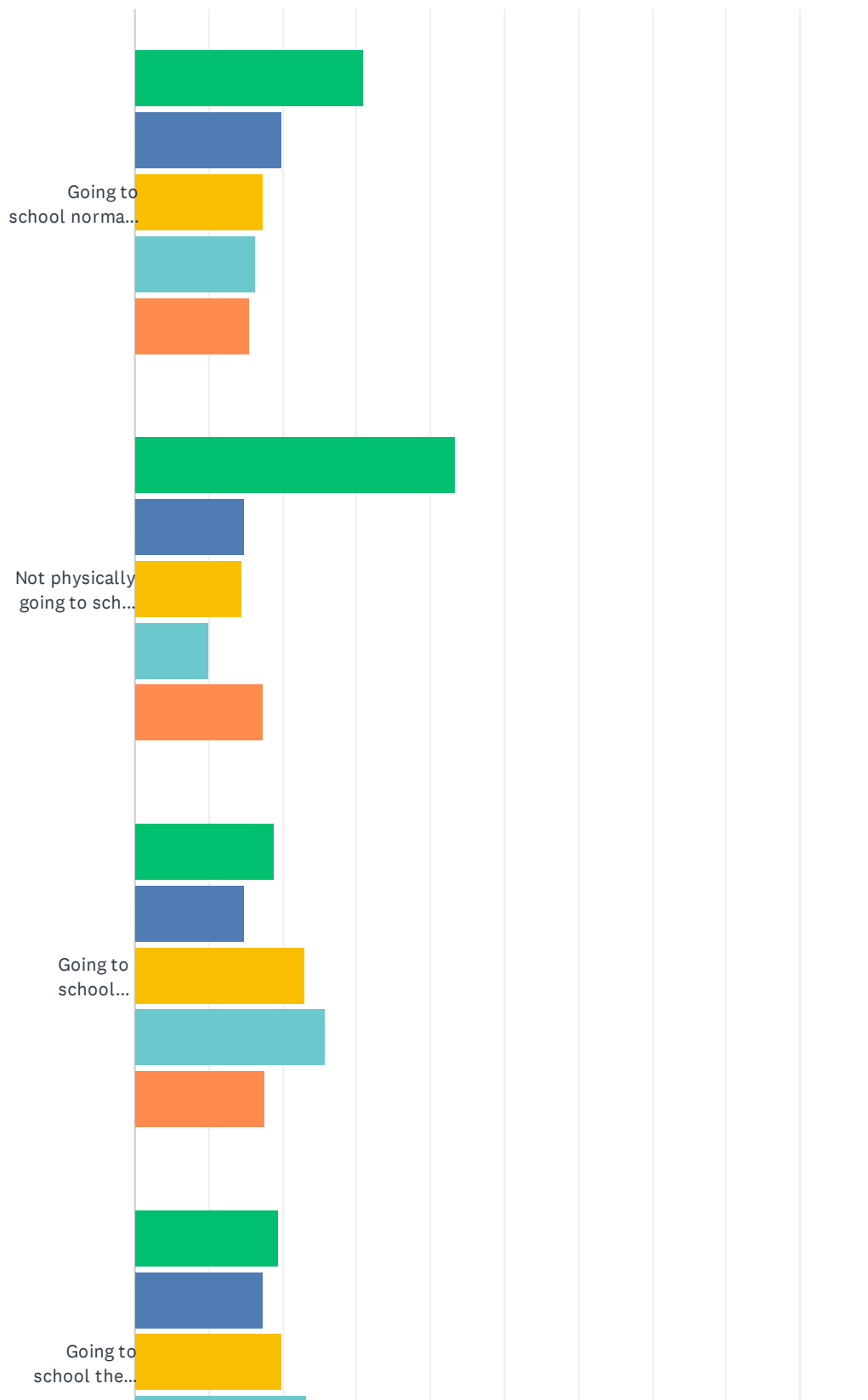


Hays CISD COVID-19 Survey

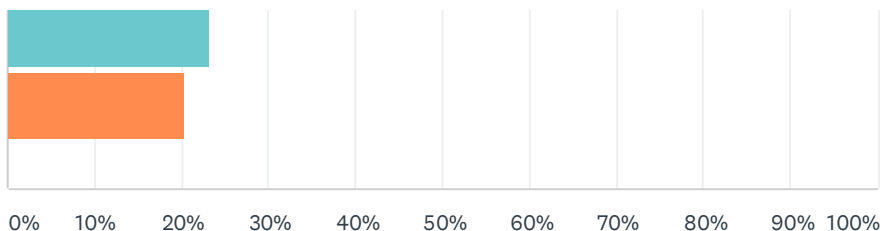
ANSWER CHOICES	RESPONSES	
Blanco Vista Elementary School	0.37%	4
Buda Elementary School	0.46%	5
Camino Real Elementary School	0.19%	2
Carpenter Hill Elementary School	0.46%	5
Elm Grove Elementary School	0.56%	6
Fuentes Elementary School	0.37%	4
Hemphill Elementary School	0.00%	0
Kyle Elementary School	0.28%	3
Negley Elementary School	0.56%	6
Pfluger Elementary School	0.28%	3
Tom Green Elementary School	0.28%	3
Tobias Elementary School	0.19%	2
Science Hall Elementary School	0.19%	2
Uhland Elementary School	0.28%	3
Barton Middle School	3.42%	37
Chapa Middle School	1.94%	21
Dahlstrom Middle School	5.46%	59
Simon Middle School	0.74%	8
Wallace Middle School	2.68%	29
McCormick Middle School	1.94%	21
Hays High School	37.37%	404
Impact Center	0.09%	1
Johnson High School	18.87%	204
Lehman High School	22.85%	247
Live Oak Academy	0.19%	2
TOTAL		1,081

Q9 If social distancing ordinances or needs are still in effect in August, and there is no vaccine yet available for COVID-19, I would support:

Answered: 1,081 Skipped: 10,557



Hays CISD COVID-19 Survey

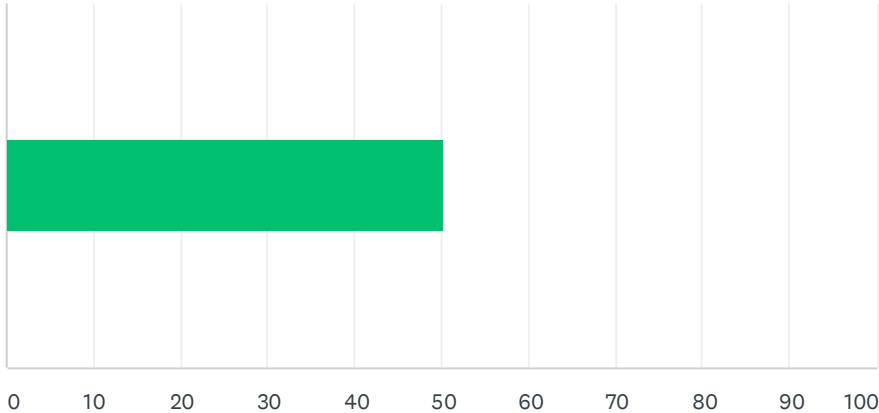


■ Strongly Disagree
 ■ Disagree
 ■ Neutral
 ■ Agree
 ■ Strongly Agree

	STRONGLY DISAGREE	DISAGREE	NEUTRAL	AGREE	STRONGLY AGREE	TOTAL	WEIGHTED AVERAGE
Going to school normally with few or no real concerns.	30.99% 335	19.80% 214	17.39% 188	16.37% 177	15.45% 167	1,081	2.65
Not physically going to school at all and continuing to learn completely online.	43.29% 468	14.80% 160	14.43% 156	10.08% 109	17.39% 188	1,081	2.43
Going to school part-time and staying at home part-time to allow schools to increase social distancing practices. (Allowing only a portion of the students to be on campus at the same time)	18.78% 203	14.89% 161	23.03% 249	25.72% 278	17.58% 190	1,081	3.08
Going to school the entire week with all other students present, provided that everyone wears a face mask and practices hand sanitizing.	19.43% 210	17.30% 187	19.89% 215	23.13% 250	20.26% 219	1,081	3.07

Q10 On a scale of 0 to 100, how anxious are you about returning to school in-person without a COVID-19 vaccine?

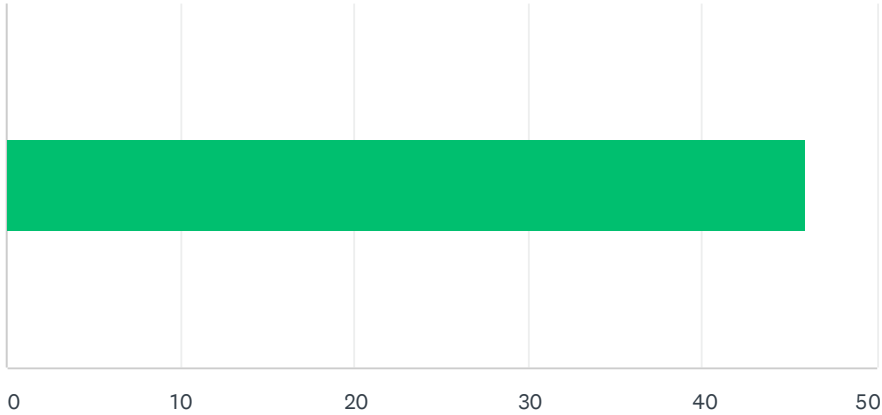
Answered: 1,081 Skipped: 10,557



ANSWER CHOICES	AVERAGE NUMBER	TOTAL NUMBER	RESPONSES
	50	54,242	1,081
Total Respondents: 1,081			

Q11 On a scale of 0 to 100, how anxious are you about continuing to learn (at least part time) at home and online?

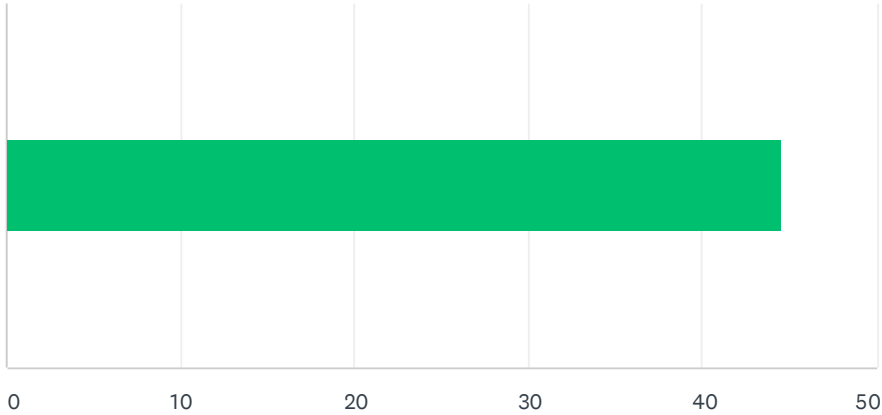
Answered: 1,081 Skipped: 10,557



ANSWER CHOICES	AVERAGE NUMBER	TOTAL NUMBER	RESPONSES
	46	49,587	1,081
Total Respondents: 1,081			

Q12 On a scale of 0 to 100, do you feel like you have fallen behind in your studies because of the changes caused by COVID-19?

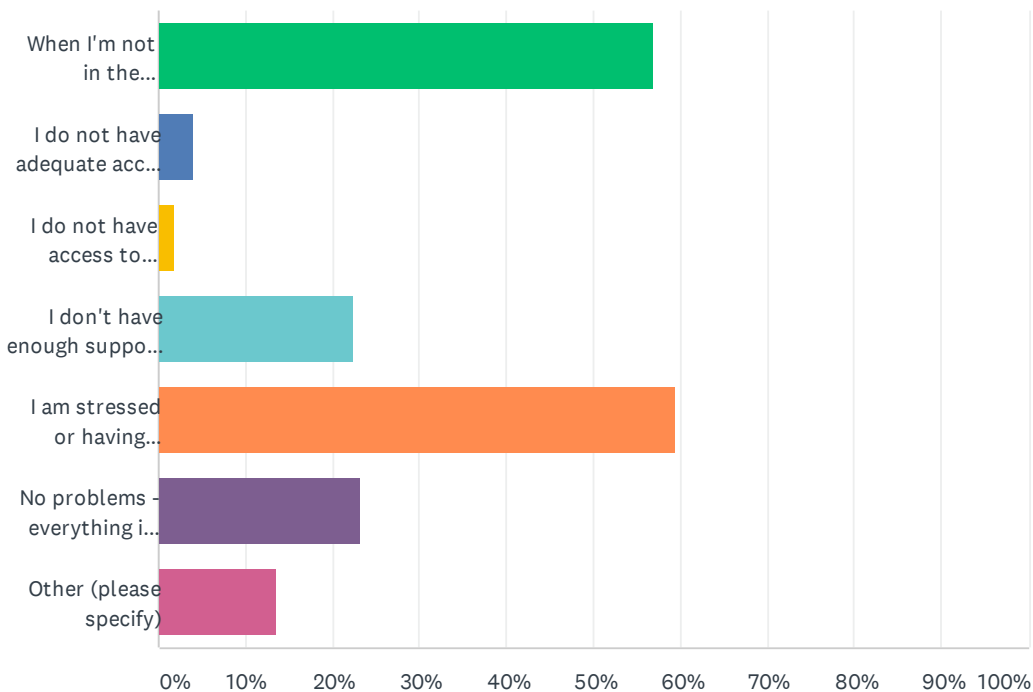
Answered: 1,081 Skipped: 10,557



ANSWER CHOICES	AVERAGE NUMBER	TOTAL NUMBER	RESPONSES
	45	48,183	1,081
Total Respondents: 1,081			

Q13 What have been or are your biggest challenges with remote learning? (Check all that apply)

Answered: 1,081 Skipped: 10,557

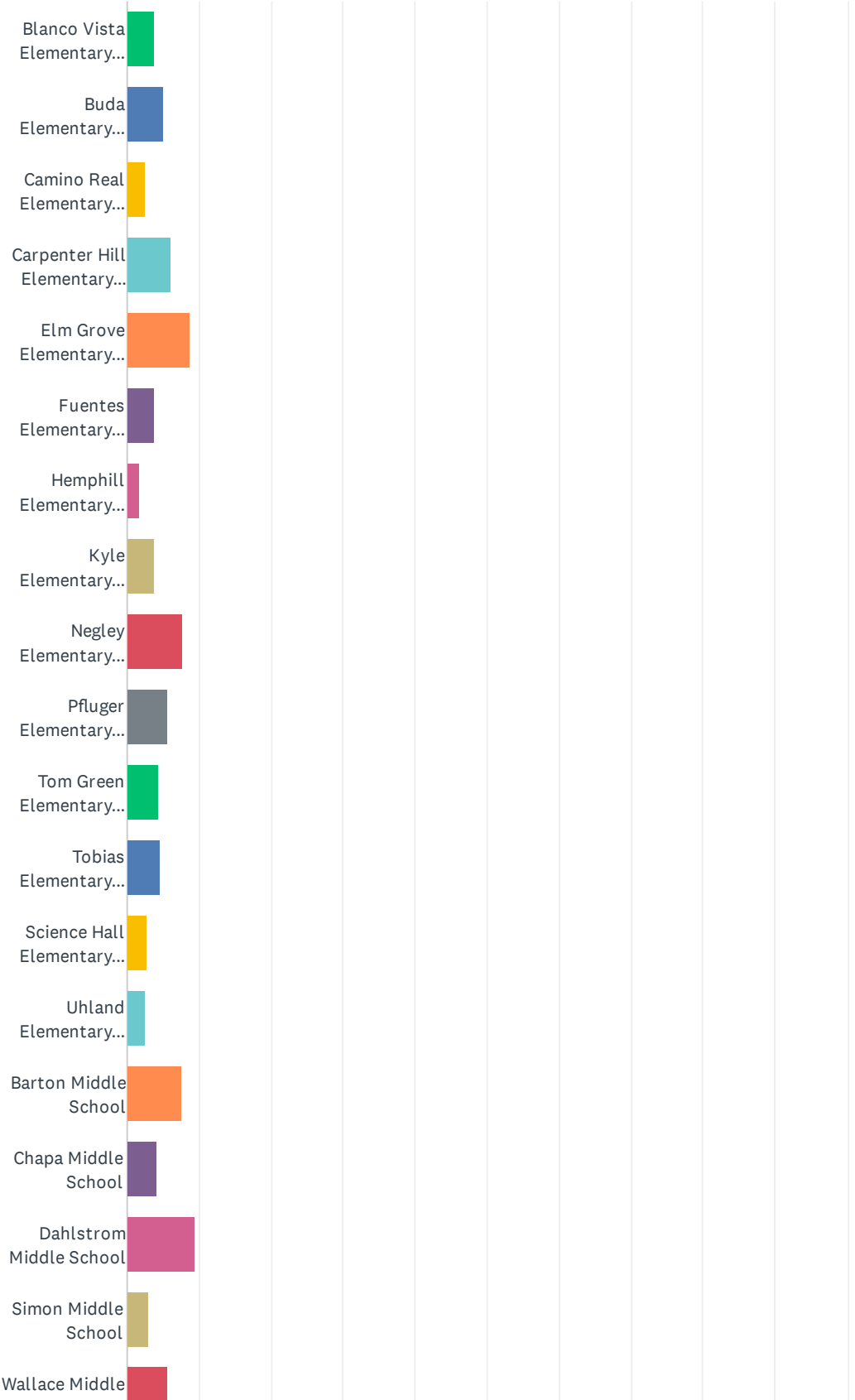


ANSWER CHOICES	RESPONSES	
When I'm not in the classroom, I miss out on opportunities that can't be created virtually.	56.98%	616
I do not have adequate access to digital devices.	3.89%	42
I do not have access to internet service.	1.85%	20
I don't have enough support from my teachers, the campus or the district.	22.39%	242
I am stressed or having difficulty understanding lessons because of the virtual environment.	59.48%	643
No problems - everything is working well.	23.22%	251
Other (please specify)	13.69%	148
Total Respondents: 1,081		

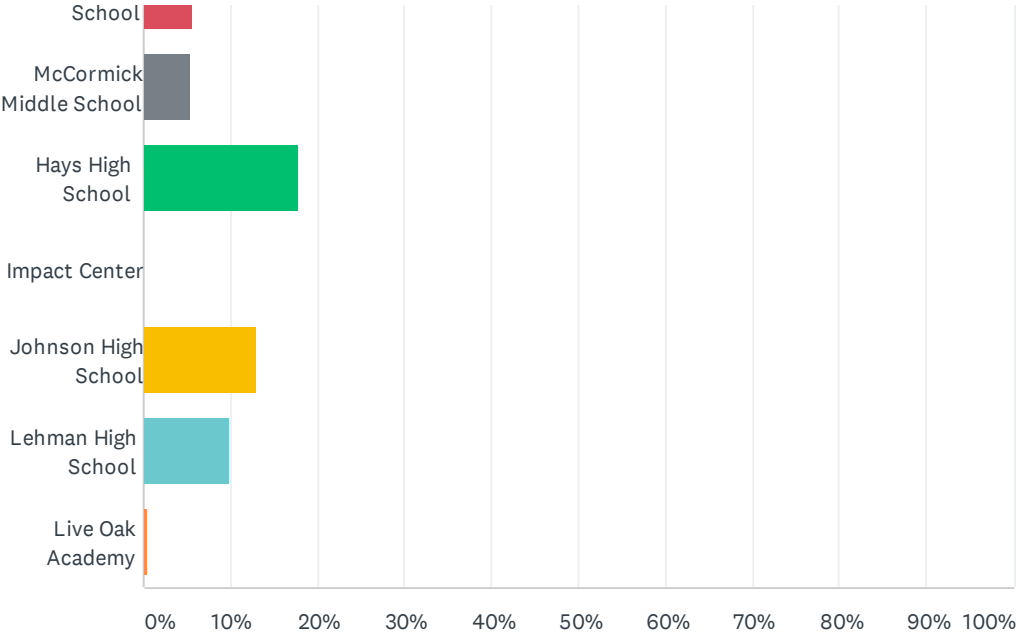
PARENT RESPONSES

Q15 My child or children attend (select all that apply):

Answered: 6,491 Skipped: 5,147



Hays CISD COVID-19 Survey

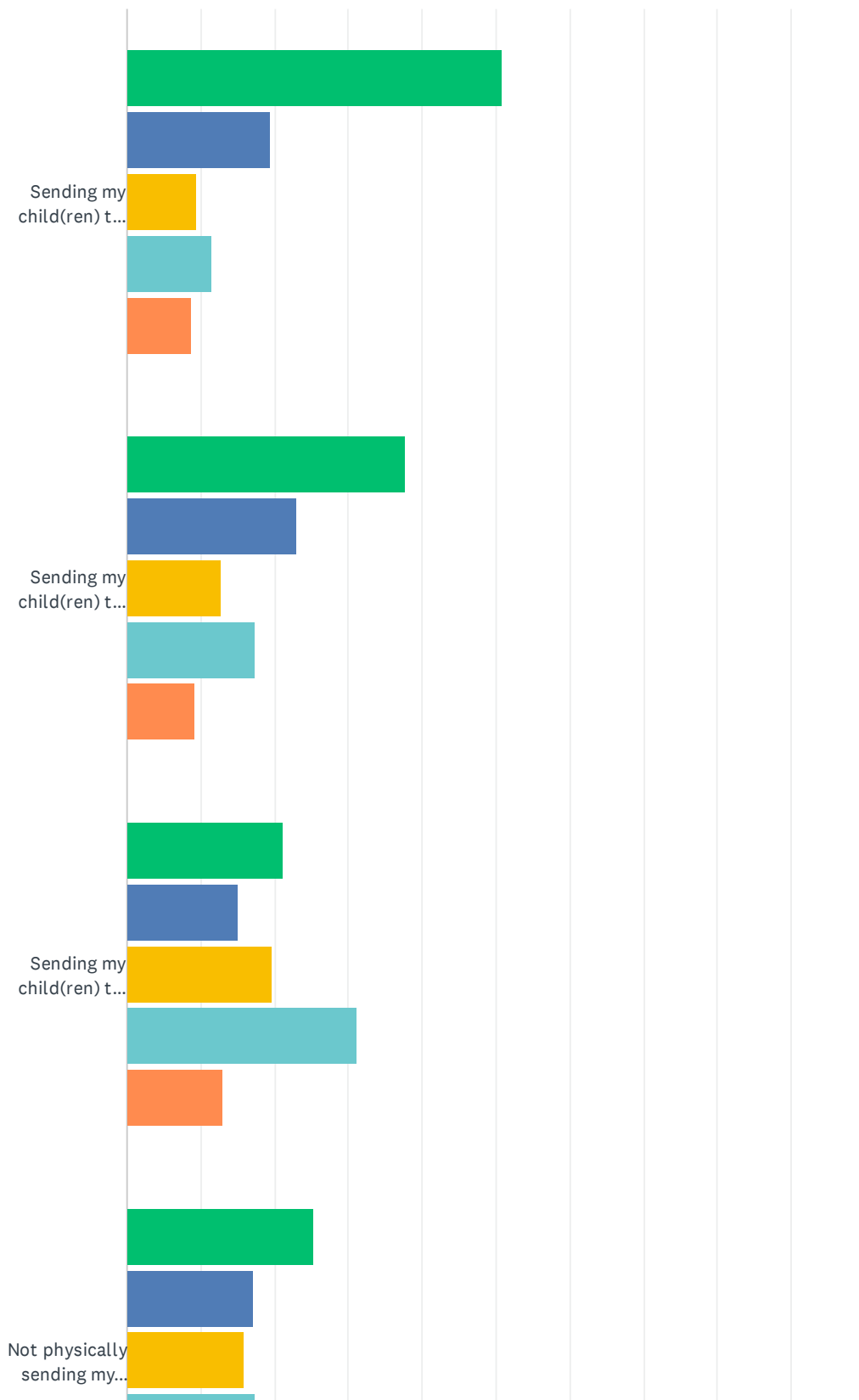


Hays CISD COVID-19 Survey

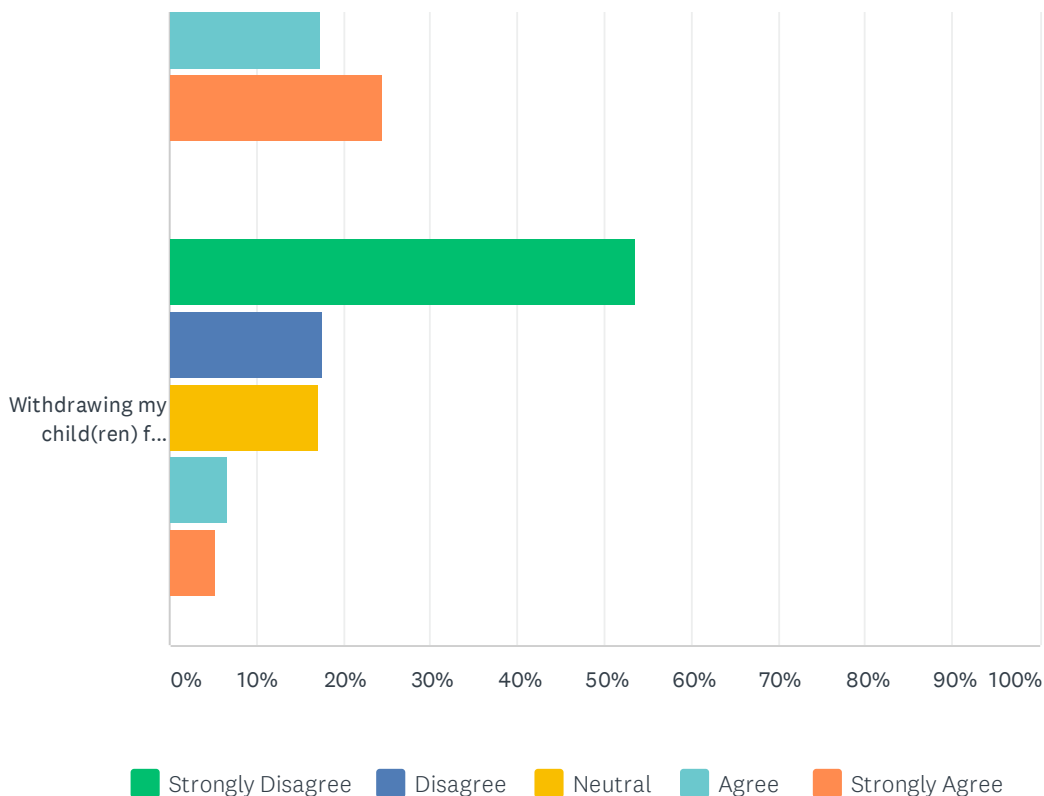
ANSWER CHOICES	RESPONSES	
Blanco Vista Elementary School	3.71%	241
Buda Elementary School	5.11%	332
Camino Real Elementary School	2.43%	158
Carpenter Hill Elementary School	6.09%	395
Elm Grove Elementary School	8.72%	566
Fuentes Elementary School	3.85%	250
Hemphill Elementary School	1.59%	103
Kyle Elementary School	3.84%	249
Negley Elementary School	7.67%	498
Pflugger Elementary School	5.55%	360
Tom Green Elementary School	4.47%	290
Tobias Elementary School	4.54%	295
Science Hall Elementary School	2.62%	170
Uhland Elementary School	2.57%	167
Barton Middle School	7.44%	483
Chapa Middle School	4.19%	272
Dahlstrom Middle School	9.49%	616
Simon Middle School	2.97%	193
Wallace Middle School	5.73%	372
McCormick Middle School	5.42%	352
Hays High School	17.76%	1,153
Impact Center	0.06%	4
Johnson High School	13.02%	845
Lehman High School	9.91%	643
Live Oak Academy	0.39%	25
Total Respondents: 6,491		

Q16 If social distancing ordinances or needs are still in effect in August, and there is no vaccine yet available for COVID-19, I would support:

Answered: 6,491 Skipped: 5,147



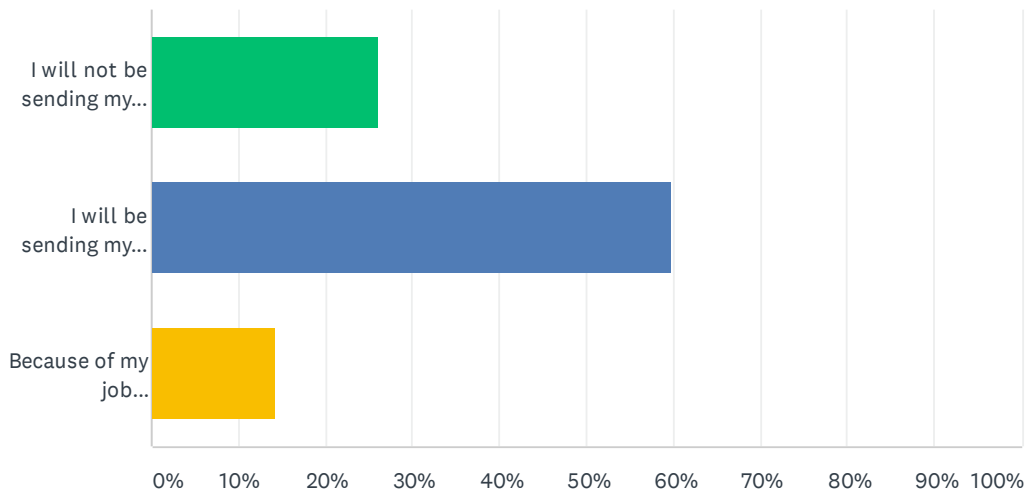
Hays CISD COVID-19 Survey



	STRONGLY DISAGREE	DISAGREE	NEUTRAL	AGREE	STRONGLY AGREE	TOTAL	WEIGHTED AVERAGE
Sending my child(ren) to school normally with few or no real concerns.	50.82% 3,299	19.47% 1,264	9.37% 608	11.57% 751	8.77% 569	6,491	2.08
Sending my child(ren) to school the entire week with all other students present, provided that everyone wears a face mask and practices hand sanitizing.	37.73% 2,449	22.92% 1,488	12.76% 828	17.42% 1,131	9.17% 595	6,491	2.37
Sending my child(ren) to school part-time and keeping them learning at home part-time to allow schools to increase social distancing practices. (Allowing only a portion of the students to be on campus at the same time)	21.17% 1,374	14.97% 972	19.67% 1,277	31.14% 2,021	13.05% 847	6,491	3.00
Not physically sending my child(ren) to school at all and continuing to have them learn completely online.	25.27% 1,640	17.07% 1,108	15.84% 1,028	17.38% 1,128	24.45% 1,587	6,491	2.99
Withdrawing my child(ren) from Hays CISD and just providing homeschooling on my own.	53.63% 3,481	17.50% 1,136	17.05% 1,107	6.67% 433	5.15% 334	6,491	1.92

Q17 Based on what I know now, for the 2020-2021 school year:

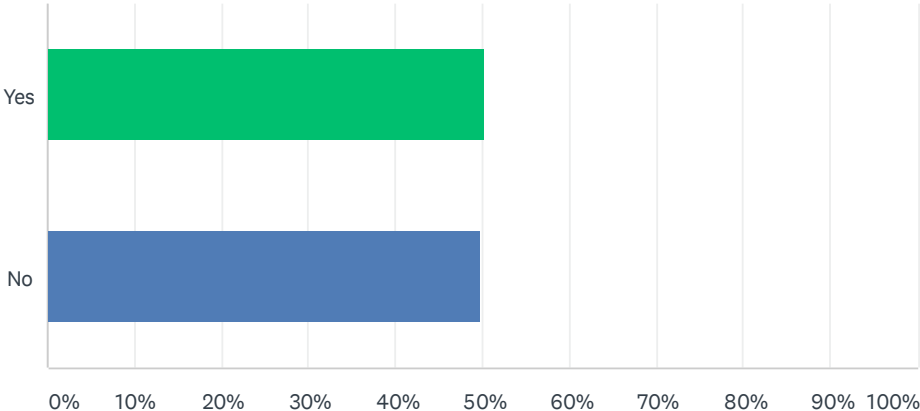
Answered: 6,491 Skipped: 5,147



ANSWER CHOICES	RESPONSES
I will not be sending my child(ren) to school for in-person instruction at all.	26.07% 1,692
I will be sending my child(ren) to school for in-person instruction based on what the district decides, whether part time or full time.	59.74% 3,878
Because of my job requirements, I have no choice but to send my child(ren) to school for in-person instruction full time, five days a week.	14.19% 921
TOTAL	6,491

Q18 Do any of your children ride the bus to school?

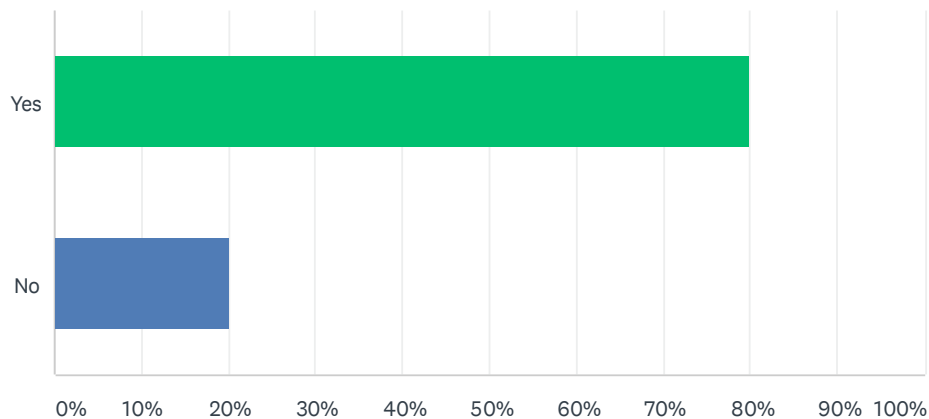
Answered: 6,491 Skipped: 5,147



ANSWER CHOICES	RESPONSES
Yes	50.12% 3,253
No	49.88% 3,238
TOTAL	6,491

Q19 If the district was not able to provide school bus transportation because of COVID-19, do you have a way for your child(ren) to physically get to school?

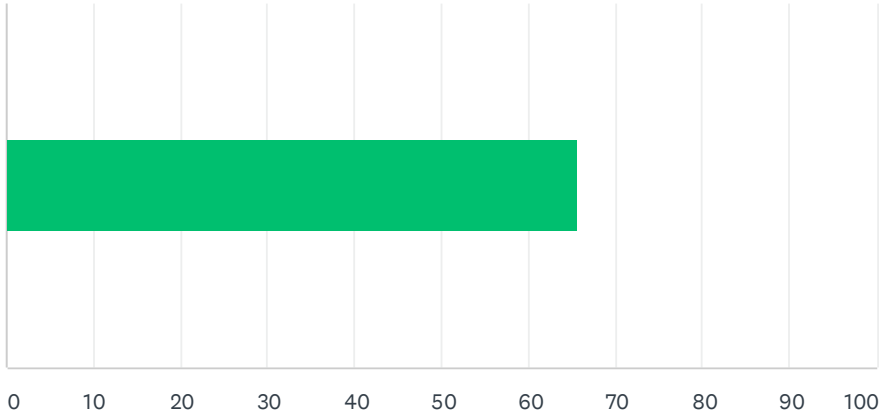
Answered: 6,491 Skipped: 5,147



ANSWER CHOICES	RESPONSES	
Yes	79.93%	5,188
No	20.07%	1,303
TOTAL		6,491

Q20 On a scale of 0 to 100, how well have you and your child(ren) been able to adapt to remote learning?

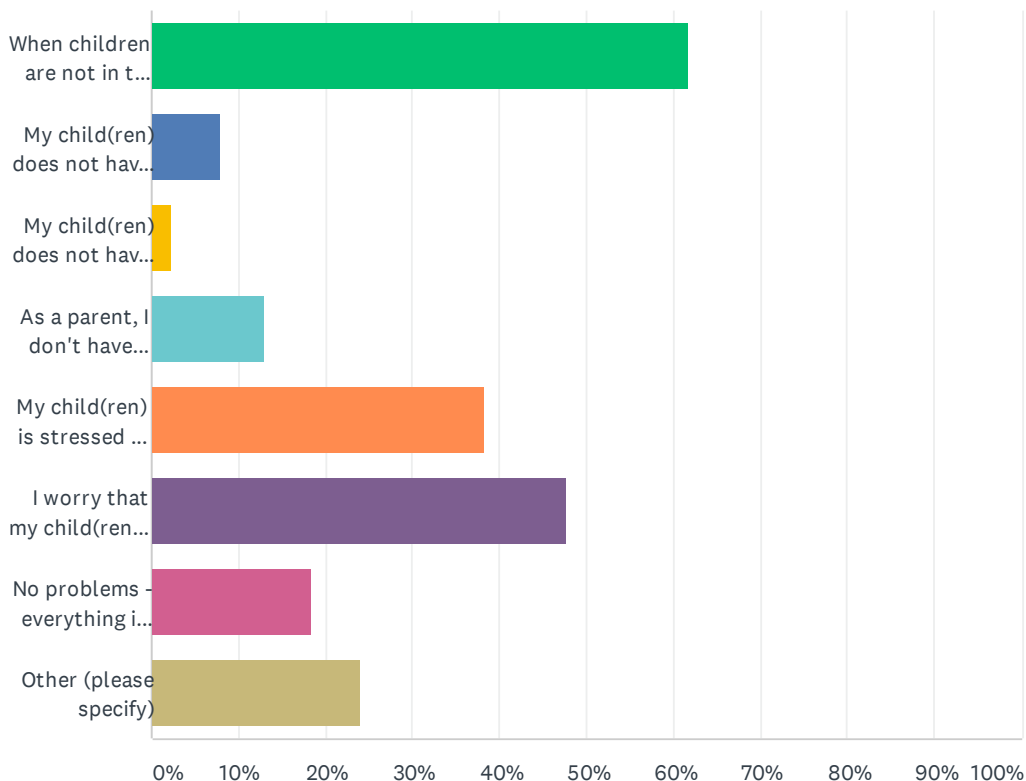
Answered: 6,491 Skipped: 5,147



ANSWER CHOICES	AVERAGE NUMBER	TOTAL NUMBER	RESPONSES
	66	426,223	6,491
Total Respondents: 6,491			

Q21 What have been or are your biggest challenges with remote learning? (Check all that apply)

Answered: 6,491 Skipped: 5,147

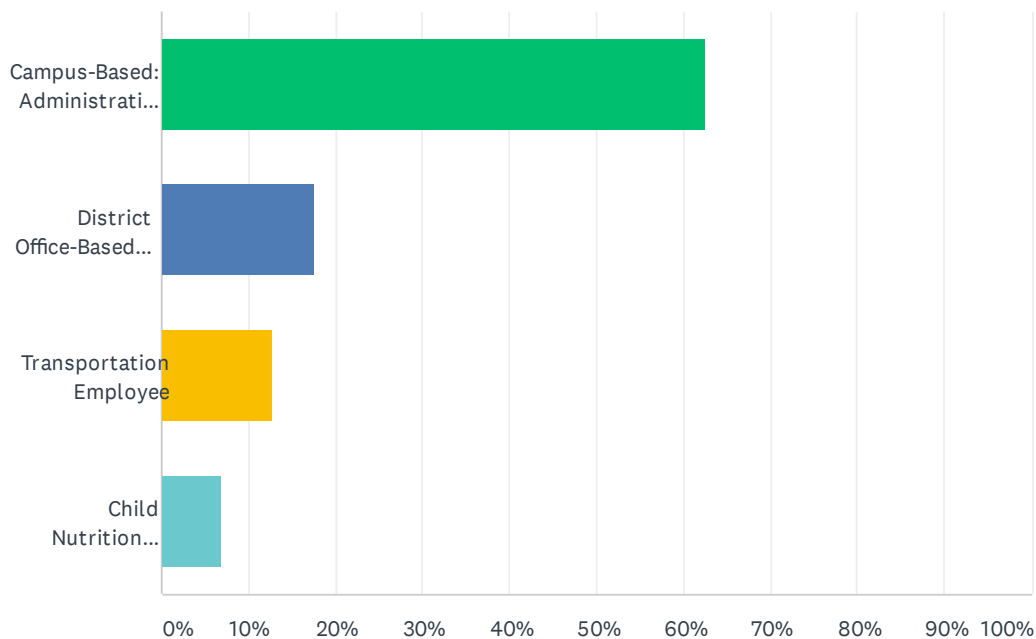


ANSWER CHOICES	RESPONSES	
When children are not in the classroom, they miss out on opportunities that can't be created virtually.	61.67%	4,003
My child(ren) does not have adequate access to digital devices.	7.95%	516
My child(ren) does not have access to internet service.	2.39%	155
As a parent, I don't have enough support from my teachers, the campus or the district.	13.06%	848
My child(ren) is stressed or are having difficulty understanding lessons because of the virtual environment.	38.33%	2,488
I worry that my child(ren) is falling behind.	47.77%	3,101
No problems - everything is working well.	18.39%	1,194
Other (please specify)	24.08%	1,563
Total Respondents: 6,491		

STAFF RESPONSES

Q23 The best description of my work is (select one):

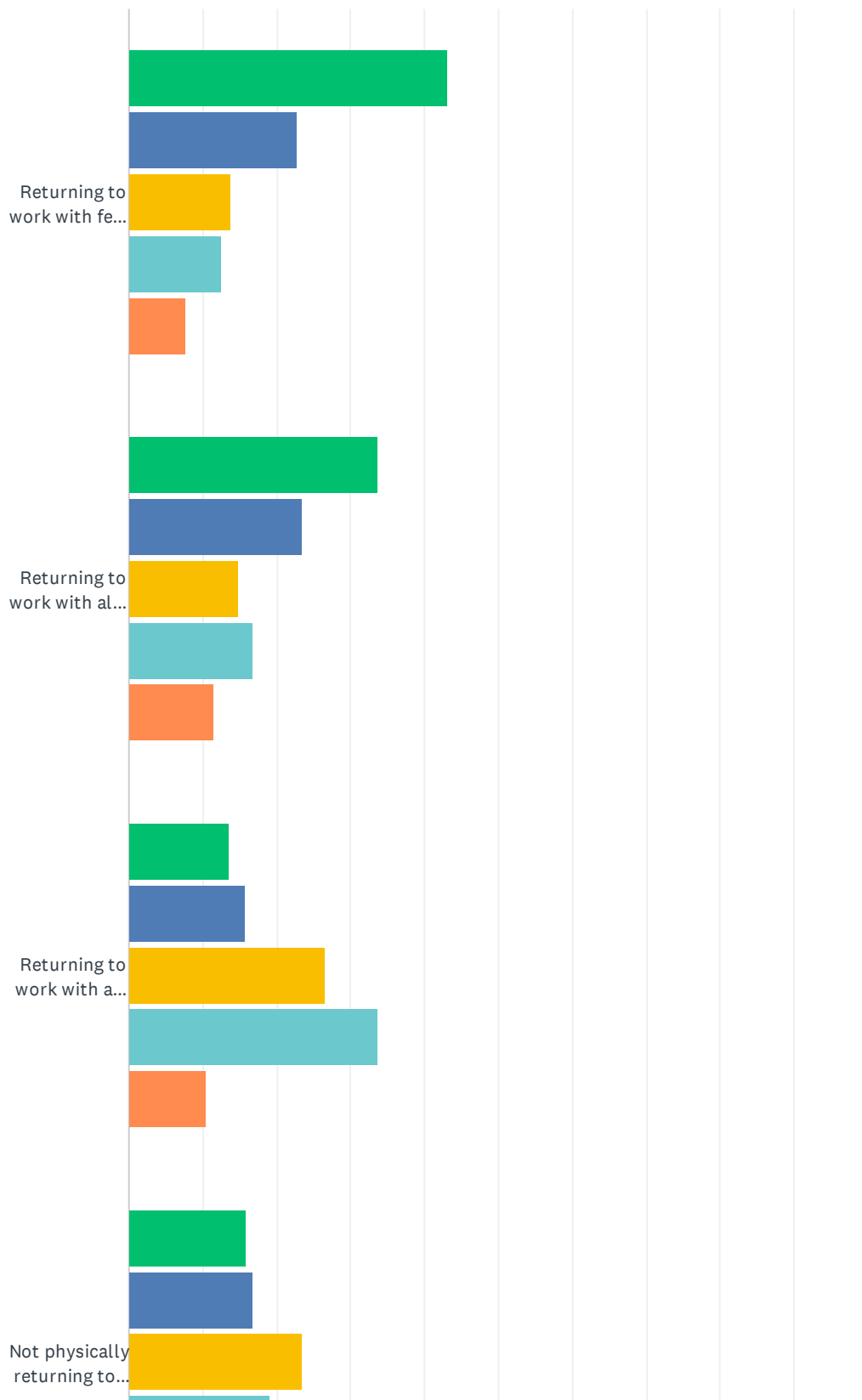
Answered: 600 Skipped: 11,038



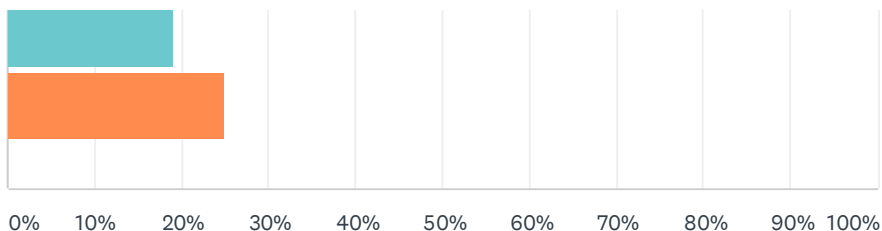
ANSWER CHOICES	RESPONSES	
Campus-Based: Administration, Specialized Professional Employee, or Support	62.50%	375
District Office-Based: Administration, Specialized Professional Employee, or Support	17.67%	106
Transportation Employee	12.83%	77
Child Nutrition Employee: District or Campus-Based	7.00%	42
TOTAL		600

Q25 If social distancing ordinances or needs are still in effect in August, and there is no vaccine yet available for COVID-19, I support:

Answered: 600 Skipped: 11,038



Hays CISD COVID-19 Survey

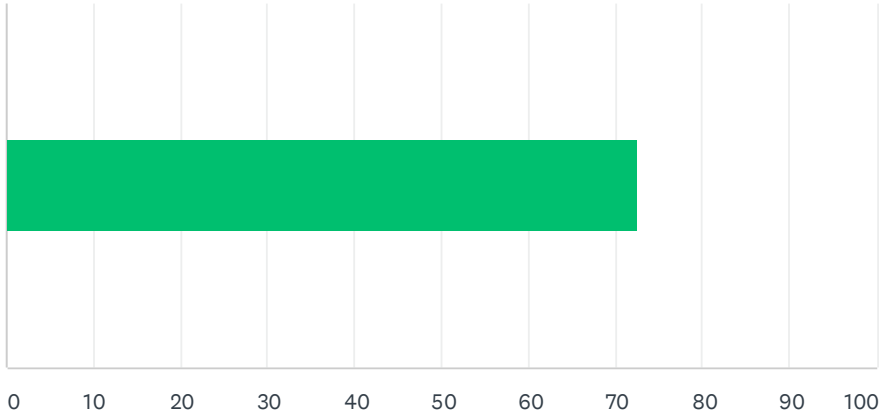


■ Strongly Disagree
 ■ Disagree
 ■ Neutral
 ■ Agree
 ■ Strongly Agree

	STRONGLY DISAGREE	DISAGREE	NEUTRAL	AGREE	STRONGLY AGREE	TOTAL	WEIGHTED AVERAGE
Returning to work with few or no real concerns.	43.17% 259	22.83% 137	13.83% 83	12.50% 75	7.67% 46	600	2.19
Returning to work with all students present on campus, provided that everyone wears a face mask and practices hand sanitizing.	33.67% 202	23.33% 140	14.83% 89	16.67% 100	11.50% 69	600	2.49
Returning to work with a limited number of students allowed in the classroom at the same time. (This would require students working part-time from home and part-time in the classroom)	13.67% 82	15.67% 94	26.50% 159	33.67% 202	10.50% 63	600	3.12
Not physically returning to school and continuing to provide online instruction for students.	16.00% 96	16.67% 100	23.50% 141	19.00% 114	24.83% 149	600	3.20

Q26 On a scale of 0 to 100, how well have you been able to adapt to the remote working environment?

Answered: 600 Skipped: 11,038

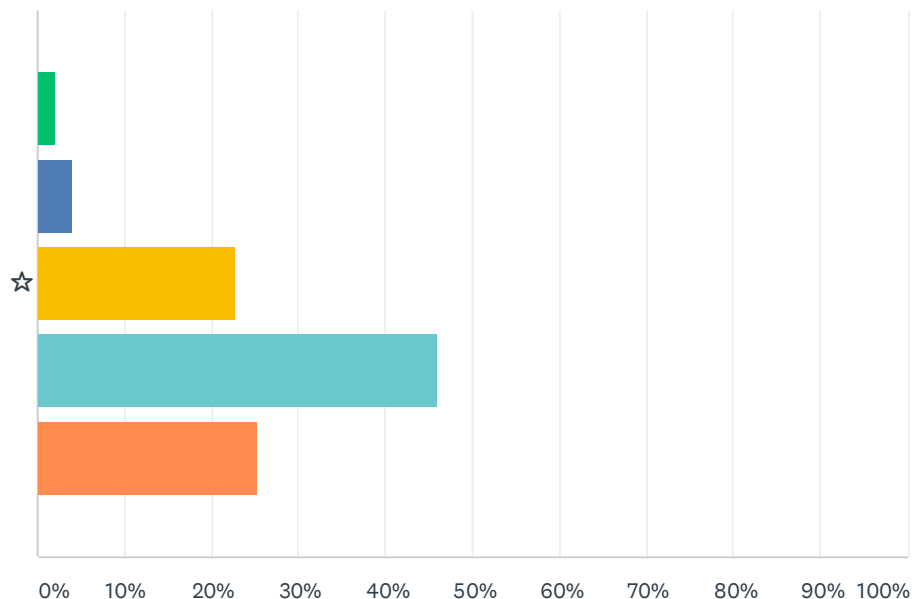


ANSWER CHOICES	AVERAGE NUMBER	TOTAL NUMBER	RESPONSES
	73	43,500	600
Total Respondents: 600			

ALL RESPONSES

Q29 Overall, how well do you think Hays CISD has handled the response to COVID-19?

Answered: 9,314 Skipped: 2,324



■ Don't Even Ask
 ■ Poor
 ■ Fair
 ■ Good
 ■ Excellent

	DON'T EVEN ASK	POOR	FAIR	GOOD	EXCELLENT	TOTAL	WEIGHTED AVERAGE
☆	2.01% 187	3.91% 364	22.86% 2,129	46.00% 4,284	25.23% 2,350	9,314	3.89